

DISCOVERY



ABOVE & BEYOND





BY APPOINTMENT TO
HM THE QUEEN
MANUFACTURERS OF
MOTOR VEHICLES
JAGUAR LAND ROVER LIMITED
COVENTRY



BY APPOINTMENT TO
HRH THE DUKE OF EDINBURGH
MANUFACTURERS OF
MOTOR VEHICLES
JAGUAR LAND ROVER LIMITED
COVENTRY



BY APPOINTMENT TO
HRH THE PRINCE OF WALES
MANUFACTURERS OF
MOTOR VEHICLES
JAGUAR LAND ROVER LIMITED
COVENTRY



ABOVE & BEYOND

Ever since the first Land Rover vehicle was conceived in 1947, we have built vehicles that challenge what is possible. These in turn have challenged their owners to explore new territories and conquer difficult terrains. Our vehicles epitomise the values of the designers and engineers who have created them. Each one instilled with iconic British design cues, delivering capability with composure. Which is how we continue to break new ground, defy conventions and encourage each other to go further. Land Rover truly enables you to make more of your world, to go above and beyond.







CONTENTS

INTRODUCTION

The Concept of Discovery	6
Discovery – The Facts	8

DESIGN

Exterior	11
Interior	15
Seven Full-Size Seats	19
Intelligent Seat Fold	19
Space and Comfort	21
Stowage	22
Powered Inner Tailgate	24
Powered Gesture Tailgate	24
Loadspace Capacity	26

DRIVING CAPABILITY

Testing	28
All Terrain Technology	31
Terrain Response	31
All Terrain Progress Control	31
Hill Descent Control	33
Permanent All Wheel Drive Systems	35

Suspension	35
Efficient Technologies	37
On-Road Dynamics	38

TECHNOLOGY

Infotainment	41
Audio	42
Connectivity	44

DRIVING TECHNOLOGY

Driver Assistance	50
Driving Aids	54
Towing Aids	56

COMFORT FOR ALL

Activity Key	61
--------------	----

ENGINES

8-Speed Automatic Transmission	67
Diesel Engine	68
Ingenium Petrol Engine	69
Petrol Engine	69

BODY AND CHASSIS

Strength and Stability	70
------------------------	----

SAFETY

	72
--	----

ENVIRONMENTAL

Sustainability	75
----------------	----

SPECIFICATIONS

Choose Your Engine	78
Choose Your Model and Options	80
Choose Your Colour	100
Choose Your Wheels	103
Choose Your Interior	104
Choose Your Land Rover Gear – Accessories	112

TECHNICAL DETAILS

	118
--	-----

A WORLD OF LAND ROVER

	120
--	-----



Scan to view the Discovery in action.

Vehicles shown are from the Land Rover global range. Vehicles shown feature optional wheels and a number of optional features. Specifications, options and availability will vary between markets and should be verified with your nearest Land Rover Retailer. Vehicle shown left is HSE Luxury in Namib Orange.

INTRODUCTION

THE CONCEPT OF DISCOVERY


Ever since it first took to the streets, mud tracks and deserts in 1989, Discovery has blazed its own trail. From Alaska to Zambia, it has become synonymous with capability and versatility, whether off-road or in the city. Discovery takes those characteristics, together with several innovations pioneered by Land Rover, to uncharted territories.

Discovery is a quantum leap forward in SUV Design. A radical and sharply focused approach to embodying Land Rover's vision of the most versatile and capable SUV.

Discovery combines the flexibility of a beautifully crafted full-size seven seat interior, packed full of ingenious design details, with dramatic proportions, clean modern lines and a dynamic silhouette.

So wherever you want to go, whoever and whatever you want to take, Discovery is every vehicle you'll ever need.

Vehicle shown right is HSE Luxury in Namib Orange.
55.88 cm (22) wheel shown on the All-New Discovery is not available in market, please contact your local Land Rover Retailer for more information.





DISCOVERY – THE FACTS

Form, function and exemplary levels of finesse are brought together to help create one of Land Rover's most compelling vehicles to date. Its inherent strength and off-road capabilities are matched only by its bold contemporary looks and alluring touches of luxury. Inside, astute use of space coupled with high quality design and use of premium materials enhance the vehicle's bold horizontal and vertical lines.

The versatility of the cabin is highlighted by the easily configurable optional seven seat layout and plentiful stowage, with clever use of space and refined comfort.

For full feature and option availability please refer to the accompanying Specification Sheet or visit your nearest Land Rover Retailer.

Vehicle shown right is HSE Luxury in Namib Orange.

55.88 cm (22) wheel shown is not available in market,

please contact your local Land Rover Retailer for more information.

SEVEN FULL-SIZE SEATS WITH INTELLIGENT SEAT FOLD

Discovery features three rows of seats with Intelligent Seat Fold allowing you to configure the second and third row seating using switches located in the loadspace or on the main Touchscreen.

ACTIVITY KEY

A first for Land Rover, the Activity Key lets you live life to the full. Housed in a robust and fully waterproof wristband, it allows you to pursue a range of activities from sailing to skydiving, safe in the knowledge that your vehicle is always protected. See page 65 for details.

POWERED INNER TAILGATE

The first of its kind, this hands-free system provides a seating and loading platform and can also be used as a load retention barrier for when the tailgate is open. See page 24 for details.

UNRIVALLED TOWING

Over the years, Discovery has earned many accolades around the world for its towing capabilities, which is why so many would naturally expect this vehicle to live up to the most demanding expectations. It doesn't disappoint. Discovery takes it to a new level, delivering an impressive towing capacity of up to 3 500 kg, ensuring it measures up to the vehicle's proud DNA. See page 56 for details.

SUPREME CAPABILITY

The vehicle's lineage and DNA are without question. Its all-terrain capability, wading ability and features such as Terrain Response 2 ensure Discovery is always ready to get out there and tackle whatever comes over the horizon, no matter where that happens to be. See page 31 for details.

UNCOMPROMISED LOADSPACE CAPACITY

With over 2 400 of loadspace, ideal for wet or dirty gear, and the flexibility of seven seats, Discovery is every vehicle you'll ever need. See page 26 for details.

INTERACTIVE DRIVER DISPLAY AND HEAD-UP DISPLAY

Discovery ensures you're always entertained, informed and connected, and is also available with a high-resolution Interactive Driver Display. Head-up Display is an additional option that presents key vehicle data such as speed and navigation directions on the windscreen. See page 41 for details.



INTERIOR COMFORT

Passengers enjoy optimum comfort, unparalleled views and benefit from new Cabin Air Ionisation technology, helping improve the air quality within the vehicle cabin. See page 61 for details.

CLEVER STOWAGE

From the fold down stowage behind the climate controls, to the upper and lower glovebox and a comprehensive space below the centre console cupholders, Discovery has stowage in places you simply would not expect. See page 22 for details.

INTUITIVE CONNECTIVITY

Discovery features the very latest suite of technologies, including InControl, a raft of USB ports and the latest in infotainment to keep you and your passengers connected and entertained. See page 44 for details.





DESIGN

EXTERIOR

The vehicle's exterior design is a revolutionary re-imagining of Discovery for the next generation.

Discovery is beautifully proportioned for a full-size SUV, with sleek, wrap-around headlights and tail lights combining with short front and rear overhangs to reduce visual length. A fast windscreen angle, rising belt line and elegant, smoothly contoured shape, result in a streamlined and dynamic form which combines aerodynamic efficiency with class-leading interior space. The body-coloured c-pillar, stepped roof and asymmetric element on the rear number plate panel all refer to the rich lineage of previous Discovery design.

Vehicle shown left is HSE Luxury in Namib Orange.
55.88 cm (22) wheel shown is not available in market,
please contact your local Land Rover Retailer for more information



Clean flush elements, a dynamic rising waistline and wrap-around lights convey a strong sense of modernity. Cleverly designed LED lights have been developed to wrap-around the side of the vehicle to enable the indicators to be more visible to improve safety. LED lights are fitted as standard on SE, HSE and HSE Luxury.



Vehicle shown is HSE Luxury in Namib Orange.
55.88 cm (22) wheel shown is not available in market,
please contact your local Land Rover Retailer for more information.



Discovery introduces a new level of refinement as demonstrated by its beautifully crafted and sculpted surfaces. The distinctive roof and feature lines rising towards the rear of the vehicle give it an assertive, recognisable stance that is further enhanced by the front and rear graphics.

Sophisticated and urbane, Discovery epitomises the most compelling contemporary British design.





INTERIOR

The highly desirable interior is a re-imagining of the classic Discovery design elements with the striking use of strong horizontal and vertical lines connecting through the main fascia beam. The use of materials such as premium leather, authentic wood and metal finishers, coupled with focussed craftsmanship and precision, create an air of cultured modern living.

The 25.4 cm (10) infotainment Touchscreen helps you connect to the outside world and puts a wealth of entertainment and information at your fingertips. The clever use of both seating design and stowage space helps deliver class-leading capability for you, your family and friends.

The new 31.24 cm (12.3) Interactive Driver Display ensures you're always entertained, informed and connected. See page 41 for details.





UNCOMPROMISING ATTENTION TO DETAIL

An eye for the minutiae. The finest materials. These are the qualities that our designers have carefully considered to help shape Discovery's interior. Added to which, sumptuous leather, beautifully finished handcrafted wood veneers, Noble Chrome details, Brushed Aluminium finishers and crafted stitching can be incorporated throughout the interior for added luxury.



Interior shown is HSE Luxury in Light Oyster/Espresso.





SEVEN FULL-SIZE SEATS

Discovery's optional seven full-size seats truly exemplify comfort and versatility. Divided across three rows and readily deployable, no other vehicle in its class is so well appointed. For instance, the second row enjoys a 60:40 slide and recline configuration, coupled with a load-through facility. Stadium seating ensures everyone can see the road ahead in the greatest comfort whilst the stepped roof allows for greater headroom in the second and third rows; such clever use of space ensures everyone travels first class. Added to which, there are a number of comfort features available including heated seats across all three rows and cooled seats on the first and second row: please refer to page 92 for a full list of available options.

INTELLIGENT SEAT FOLD

On HSE and HSE Luxury, where third row seats are specified, there's a choice of ways you can easily deploy the seats with our optional Intelligent Seat Fold: from the Touchscreen and switches located in the loadspace. You can reconfigure the seats without any fuss simply by using this feature.

The powered seat folding mechanism uses an intelligent control system which ensures the seats, including the headrests, fold away seamlessly, safely and conveniently. The system understands when seats are occupied or have heavy items on them and, when folding, automatically adjusts their position to prevent a conflict.





1 Second row legroom 954 mm

2 Third row legroom 851 mm

SPACE AND COMFORT

Each and every passenger in Discovery enjoys a truly comfortable ride, with a generous amount of legroom offered. Those in the second row will find they have 954 mm, whilst in the optional third row, a plentiful 851 mm is provided.

Even a team of seven adults can travel in comfort. Added to which, when slide and recline is specified, you can configure the second row to optimise the available room even further.

Vehicle shown left is HSE Luxury in Silicon Silver.
Interior shown above is HSE Luxury in Light Oyster/Espresso.
55.88 cm (22) wheel shown is not available in market, please contact your local Land Rover Retailer for more information.



STOWAGE

Discovery is brimming with clever spaces in which to stow away all those electronic devices, travel guides and even VIPs – Very Important Passengers – such as our small friend here. From the upper and lower glovebox on SE, HSE and HSE Luxury, to central armrest stowage with an optional chiller compartment* and space for multiple tablets, you'll find space in places you simply wouldn't expect.

The central armrest cubby box can hinge back 180° to create a flat tray, should second row passengers require more stowage, whilst the door bins can also accommodate 1 l bottles in the front and 0.5 l bottles in second row. Standard on HSE and HSE Luxury, a neatly integrated push-operated hook to hang a small shopping bag sits flush in the front passenger footwell when not in use.

When optional third row seats are selected, third row passengers benefit from individual storage spaces including within the side panel. In fact, across all rows there's more than enough space for even the most demanding of families.

*Standard on HSE Luxury.



Cubby box stowage with an optional chiller compartment*



Centre console stowage behind the climate controls**



Cupholders with additional stowage beneath**



Upper and lower glovebox†



Push operated hook**



Third row stowage with lid

**Only available on HSE and HSE Luxury. †Not available on S.



POWERED INNER TAILGATE

Pioneered by Land Rover, Discovery features a powered inner tailgate, which when deployed can provide a platform for use at social and sporting events coupled with greater protection from the elements. This platform also allows for easier loading and acts as a retainer when the loadspace area is filled. Powered inner tailgate is fitted as standard on HSE and HSE Luxury, and available as an option on S and SE.



POWERED GESTURE TAILGATE

Powered gesture tailgate allows you to operate the tailgate (both to open and close) from outside the vehicle without needing to physically touch the vehicle or the smart key.

Provided that the smart key is detected, the tailgate may be operated by a kicking gesture underneath the rear of the vehicle.

Two sensors mounted on either side of the tailgate allow kerbside operation, rather than needing to be immediately behind the vehicle. And as the system is compatible with towing solutions, you can still open and close the tailgate with the least amount of fuss. Powered gesture tailgate is available as an option on SE and HSE and standard on HSE Luxury.

Additionally, a button located inside the tailgate or on the smart key allows the tailgate to be closed automatically with powered tailgate.







LOADSPACE CAPACITY

With a luggage-devouring 2 406 l of space behind the first row of seats, Discovery welcomes a greater load than any other SUV in its class. There's a generous 1 137 l of space behind the second row of seats. Even when you utilise all seven seats you can still fit up to three cabin bags behind the optional third row. When it comes to carrying any load, having the option to fold all second and third row seats gives you more options, making life that bit easier.

Loadspace capacity figures represent 7 seat vehicles fitted with Two or Three-zone Climate Control only. Figures shown in brackets represent vehicles with 5 seats, with extra storage beneath the loadspace floor.

Vehicle shown is HSE Luxury in Silicon Silver.

Interior shown is HSE Luxury in Light Oyster/Espresso.

55.88 cm (22) wheel shown is not available in market, please contact your local Land Rover Retailer for more information.



7 SEATS
258 l

6 SEATS
698 l



5 SEATS
1 137 (1 231) l



4 SEATS
1 473 (1 561) l



4 SEATS
1 607 (1 701) l



3 SEATS
1 937 (2 031) l



2 SEATS
2 406 (2 500) l

DRIVING CAPABILITY

TESTING

Before any vehicle can carry the Land Rover badge, it must complete a series of rigorous tests to establish the very highest levels of luxury, performance and capability.



SUSPENSION

You're unlikely to push any Land Rover harder than we have. For an unrivalled breadth of dynamic capability, both on and off-road, the vehicles have been exposed to ten years of the most extreme driving pressures in a fraction of the time using our state-of-the-art test rig.



WIND SPEED

Discovery was developed in state-of-the-art wind tunnels and a suite of climatic chambers to recreate some of the most challenging aerodynamic conditions it will face. Only by pushing all systems to their limits do we develop true reliability.



HOT AND COLD CLIMATE

In real world environments and our climate chambers, we freeze vehicles to -40°C and bake them to 50°C . Key functions and systems are then scrutinised to our exacting standards. So even in the most remote locations, comfort and peace of mind are never far away.



OFF-ROAD

From the icy proving grounds of Arjeplog, Sweden, to Dubai's unforgiving desert sands, we ensure our legendary all-terrain performance is innate in every vehicle. Prototypes are developed across approximately 8 500 km of the most demanding off-road routes.



SEMI-ANECHOIC CHAMBER

In the 'neutral sound' of our semi-anechoic chamber we precisely expose the cabin to a range of frequencies and vibrations, making certain that Discovery sounds refined at every speed and across every surface.



MONSOON

Our water testing facilities ensure each vehicle can enter and exit a body of water without a single droplet entering the cabin. In the monsoon simulator, each one is drenched with some 85 000 l of specially dyed water, while tilting it by as much as 45° , checking for even the slightest leak with UV lights.







ALL TERRAIN TECHNOLOGY

Discovery not only looks truly at home in the city, but also drives impeccably off-road. Its optimised geometry coupled with unique Land Rover technologies ensure it delivers class-leading all-terrain capabilities.

TERRAIN RESPONSE

With over 65 years of all terrain expertise, this vehicle has Land Rover capability at its heart. Our unique Terrain Response systems enable the driver to optimise the vehicle's engine, gearbox, centre differential and chassis systems to match the demands of the terrain, by selecting one of the easily identifiable driving modes. It also includes additional Rock Crawl Mode when your vehicle is specified with electronic air suspension and twin-speed transfer box.

Introduced to Discovery for the first time, the optional* Terrain Response 2 system enhances this even further by monitoring driving conditions and automatically selecting the driving modes to achieve the best possible chassis and powertrain set up for the conditions.

 General Driving

 Sand

 Grass, Gravel, Snow

 Rock Crawl

 Mud & Ruts

ALL TERRAIN PROGRESS CONTROL

All Terrain Progress Control (ATPC) is a state-of-the-art optional* system that enables drivers to set and maintain a steady speed in challenging conditions.

Operating like a cruise control system, it functions at very low speeds between 2 km/h and 30 km/h, enabling the driver to maintain full concentration on steering and finding a path through obstacles.

Developed by Land Rover's industry-leading all-terrain specialists, the system works seamlessly alongside the Terrain Response 2 and All Wheel Drive (AWD) traction and braking systems.

Once ATPC is activated, the standard steering wheel +/- cruise control buttons are used to set the speed. Brake and accelerator pedals can still override the chosen settings, with gentle braking achieving a reduction in speed.

*Not available on S models. Not available with Si4 Ingenium engine.
Vehicle shown left is HSE Luxury in Namib Orange.
55.88 cm (22) wheel shown is not available in market,
please contact your local Land Rover Retailer for more information.






HILL DESCENT CONTROL

Land Rover's patented Hill Descent Control (HDC) is a standard feature. It assists the driver with controlled descents of difficult slopes by maintaining a constant speed and applying braking separately to each wheel.

Hill Start Assist ensures the vehicle doesn't roll backwards as it pulls away on an incline.

The vehicle also utilises **Gradient Release Control (GRC)** which is designed to prevent the vehicle accelerating too quickly on a steep incline when the driver releases the brake.

Vehicle shown is HSE Luxury in Namib Orange.
55.88 cm (22) wheel shown is not available in market, please contact your local Land Rover Retailer for more information.



PERMANENT ALL WHEEL DRIVE SYSTEMS



Discovery features a choice of intelligent, permanent Land Rover All Wheel Drive (AWD) systems to deliver unrivalled, all-weather and all-surface capability. You can select from the following systems depending on capability requirements:

SINGLE SPEED TRANSFER BOX

This system has a single set of high range, road biased gears with the intelligence to sense wheel slip and move torque to the other axle to provide additional traction. It normally delivers 42 percent drive to the front axle with 58 percent drive biased to the rear axle. The centre differential is reactive to wheel slip on one axle and can change the amount of bias to add more torque and traction to the other axle to support. This system is standard on Si4 Ingenium engines and Td6 S models.

TWIN-SPEED TRANSFER BOX

An additional set of lower gears can prove invaluable in challenging conditions such as steep inclines or declines, off-road driving or when towing. This system gives you precise speed and control in such instances. The heart of the twin-speed system is the electronic centre differential that offers a 50:50 torque split between front and rear axles with the ability to pre-emptively lock the axles before slip commences. Standard with Td6* and Si6 engines.

ACTIVE REAR LOCKING DIFFERENTIAL

The Active Rear Electronic Differential – an option on Td6** and Si6** engines – offers an additional benefit of controlling the slip between the left and right wheels on the rear axle. This can be especially useful in low grip conditions such as on wet grass where the vehicle monitors the slip and torque between front and rear axles and also from one wheel to another on the rear axle to deliver effortless capability.

SUSPENSION

COIL SUSPENSION

Standard with the Td6 S model and Si4 Ingenium engines S model, Discovery has a fully independent coil sprung suspension system that combines double wishbones at the front with an advanced multi-link rear suspension design to create an agile and responsive chassis.

Ride comfort and stability when heavily laden are optimised through the use of additional secondary springs incorporated within the rear suspension.

ELECTRONIC AIR SUSPENSION

A sure-footed, composed drive is completed by the latest four-corner air suspension which provides exceptional wheel articulation and poise.

Capable of taking on tough situations, this system is designed to keep Discovery stable no matter how rough the terrain. For unprecedented ride quality, it switches heights seamlessly when necessary.

Air suspension also allows for innovative new access features to enhance versatility and ease of use.

Automatic Access Height is a feature which automatically lowers the ride height by 40 mm when the vehicle is parked.

Rear Height Adjust allows the use of switches in the loadspace or on the key fob to lower the rear ride height. See page 56 for more information.

Standard with Td6*, Si4 Ingenium engines* and Si6 engines.

*Optional on S models. **Not available on S models.

Vehicle shown left is HSE Luxury in Namib Orange.
55.88 cm (22) wheel shown is not available in market,
please contact your local Land Rover Retailer for more information.



EFFICIENT TECHNOLOGIES

SUSTAINABLE CONSTRUCTION

The aluminium alloy used for much of Discovery's construction is from a high level of recycled aluminium. Using significantly less energy than primary aluminium to produce, it minimises the vehicle's environmental impact.

STOP/START

Discovery engines are available with Stop/Start. This system shuts down the engine when you come to a complete halt and restarts the engine immediately when required, helping to save fuel, especially during urban driving.

LIGHTWEIGHT MATERIALS

At every stage of the development process, engineers maximised weight saving across all the vehicle's elements. This produces an optimum balance between best performance and weight saving for greater efficiency. Discovery adopts an advanced all-aluminium body structure, delivering significantly reduced weight, improved performance and enhanced sustainability. Its tailgate is made from a lightweight plastic composite material which is also very stiff and strong, whilst high-precision lightweight magnesium castings are used for some of the body and chassis components.

LOW FRICTION TECHNOLOGIES

Discovery's petrol and diesel engine range uses smart coating technologies on pistons, needle roller bearings and other mechanical parts. This helps to reduce friction, especially at low engine temperatures, so the vehicle performs at its efficient best.

ADVANCED AERODYNAMICS

The modern streamlined design has been carefully optimised using advanced Computational Fluid Dynamics software and a state-of-the-art wind tunnel. This has led to an improvement of up to 15 percent drag reduction when compared to its predecessor whilst still maintaining stadium seating and two additional seats in the optional third row. An enhanced rear spoiler has been designed with slots to direct airflow over the tailgate to minimise rear screen soiling and produce a reduction in drag.

Discovery is the first Land Rover to optimise airflow past the front wheels, by creating an 'air curtain'** by feeding air to the inner wheelarch from ducts in the front bumper. The pressure change in the wheelarch helps to reduce drag and improve air flow down the vehicle sides.

Vehicles equipped with electronic air suspension benefit from speed lowering where the vehicle automatically lowers by 13 mm to reduce drag when cruising at motorway speeds.



ON-ROAD DYNAMICS

Discovery has been designed to deliver a confident, comfortable and engaging driving experience to make the miles go by virtually unnoticed.

With its wide-spaced double-wishbone design at the front and advanced multi-link layout at the rear, the suspension delivers more responsive handling without compromising Land Rover's hallmark all-terrain capability.

Dynamic Stability Control (DSC) monitors Discovery's dynamic behaviour, and intervenes if the system determines that the vehicle is not responding according to the driver's inputs.

The DSC system operates by reducing engine torque and/or applying the brakes on selected wheels to correct the vehicle's cornering attitude and in addition can counteract understeer or oversteer conditions effectively. This system is standard on all models.

Discovery's sublime ride quality is heightened further by such features as Electronic Power Assisted Steering (EPAS), a variable ratio system and speed sensitive steering.

Standard on all models, EPAS is integrated into driver and chassis systems, helping to reduce the engine load to aid efficiency and deliver a confident and intuitive drive.

The variable ratio system has been tuned by Land Rover engineers to provide ease of control, on or off-road, when driving in a straight line or when turning. Different gear ratios within the steering rack help to reduce steering sensitivity when driving straight, but compensate for less steering input when turning.

Speed sensitive steering increases the weight and feel of the steering as your speed increases to give stability and a greater feel of confidence. It also assists you at lower speeds to aid manoeuvrability by lightening the feel of steering. This system is standard on all models.





TECHNOLOGY

INFOTAINMENT

Unique to Land Rover, the new InControl infotainment system, Touch Pro not only looks like no other, it performs like no other. Delivering a wealth of information and entertainment, it features the most intuitive and advanced integrated technologies to ensure everyone can make the most of their journey.

Search 'Discovery Infotainment System' for more details.



TOUCH PRO

Touch Pro is our state-of-the-art infotainment system that connects you to your world, delivers a raft of entertainment options and puts all the information in one place. The optional Dual View System* is also powered by the 25.4 cm (10) high-resolution Touchscreen and allows the driver and passenger to view completely independent display content. For example, the driver can use the Satellite Navigation system, while the front seat passenger is able to watch a DVD, where fitted. One set of WhiteFire® digital wireless headphones is also included.



INTERACTIVE DRIVER DISPLAY

Discovery ensures you're always entertained, informed and connected. It features a 31.24 cm (12.3) high-definition Interactive Driver Display** that can receive and project a vast amount of driving information, entertainment and active safety data including navigation, phone and media. Its high resolution ensures the utmost clarity and its refined processing engine delivers smooth moving pin sharp graphics.



HEAD-UP DISPLAY†

Without distraction or the need for you to take your eyes off the road, our enhanced next generation Head-up Display is an option that presents key vehicle data such as your speed, gear position and navigation directions on the windscreen in the most innovative way. It features crystal clear full-colour graphics in high resolution, enabling you to see all driver inputs and information with ease. It can display important information from the Touch Pro Touchscreen including phone and media information such as the name of the track you are listening to, as well as information and guidance for off-road driving via the All Terrain Info Centre. The feature can be turned on and off dependent on driver preference.



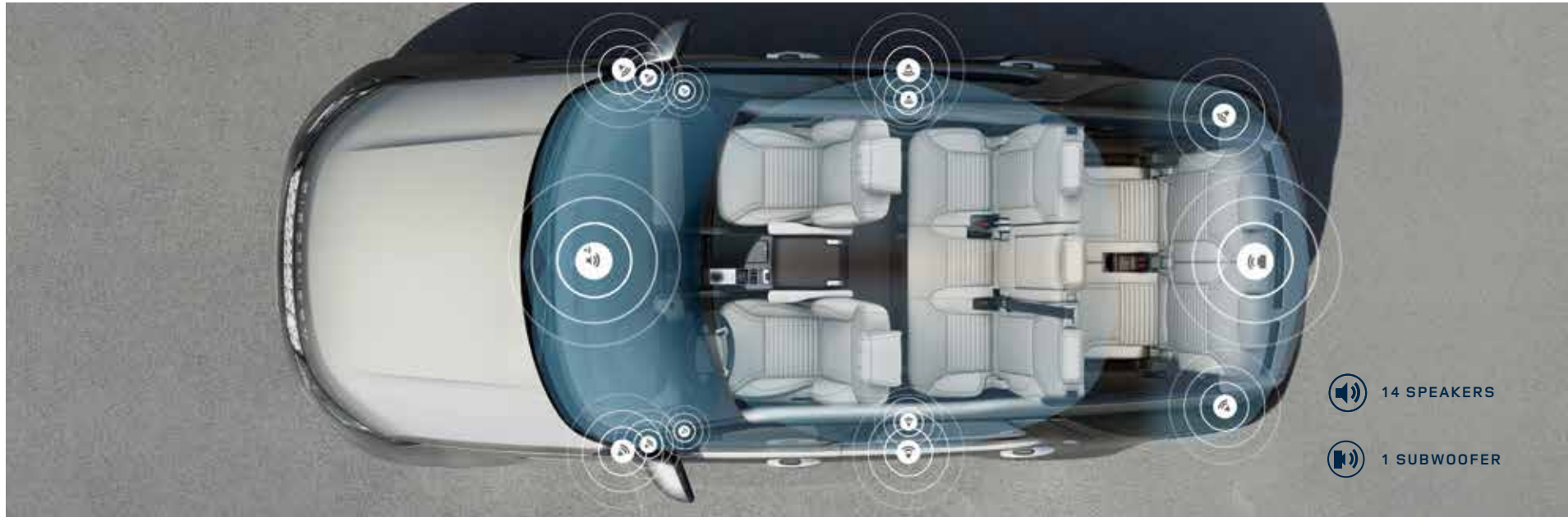
REAR SEAT ENTERTAINMENT

The optional Rear Seat Entertainment System* provides two 20.32 cm (8) screens built in to the rear of the front headrests. It includes 'Journey Status', a Navigation Summary screen which displays a pop-up for the rear occupant detailing the time and distance to destination. The system comes with a pair of WhiteFire® digital wireless headphones and HDMI, Mobile High-Definition Link (MHL) and USB connections.

*Optional on HSE and HSE Luxury. **Standard on HSE and HSE Luxury. Optional on S and SE with Navigation. †Only available with infrared reflective glass.
Interior shown left and above is HSE Luxury in Light Oyster/Esspresso.

AUDIO

A vehicle's cabin is the ideal place within which to experience your personal choice of music and Discovery has the option of four different audio systems to bring your music to life:



SOUND SYSTEM

Excellent acoustic range through six speakers and is standard on S models.

ENHANCED SOUND SYSTEM

The 250 W Enhanced Sound System features 10 speakers and is standard on SE models and available as an optional upgrade on S models.

MERIDIAN™ SOUND SYSTEM

Great definition, crystal clear highs and full, deep bass – delivered through this 380 W system's careful arrangement of 10 speakers plus a dual channel subwoofer. It is standard on HSE and available as an optional upgrade on S and SE models.

MERIDIAN SURROUND SOUND SYSTEM

All the fullness and clarity of a live performance delivered through an arrangement of this 825 W system's 14 front, side and rear speakers plus a dual channel subwoofer – seamlessly brought together using Trifield™ technology and exclusive to Meridian, Trifield perfectly blends the centre and surround channels with left and right channels ensuring an optimum, consistent sound experience for each passenger. It is standard on HSE Luxury models and available as an optional upgrade on HSE models.

MERIDIAN

Formed in 1977 in Cambridgeshire, England, Land Rover's audio partner Meridian has pioneered many firsts including active speakers and the world's first digital surround sound processor.

Meridian's audio technology input has helped ensure that Discovery is the most superb space within which to experience sound. Meridian Cabin Correction technology was utilised to analyse cabin shape, acoustics and resonance characteristics in order to help remove unwanted sounds.

The advanced algorithm ensures that the rhythm, punch and timing of any piece of music are heard precisely how the artist intended, providing a consistently exceptional quality audio experience for all passengers in the vehicle.



DIGITAL SIGNAL PROCESSING

Brings all elements of the audio system together as one, for performance that would otherwise require significantly larger speakers.



MERIDIAN CABIN CORRECTION

The advanced algorithm of Meridian's Cabin Correction tailors the sound experience to the precise acoustics of Discovery's interior.










MERIDIAN DIGITAL DITHER SHAPING

To maintain the quality of musical recordings, they are converted into a common digital format. Meridian Digital Dither Shaping ensures that digital signal conversions are made smoothly and seamlessly, preserving the finest details of the audio performance. The result is authentic musical conversion, evoking the emotions of the original recording.



TRIFIELD

Exclusive to Meridian, Trifield blends the centre and surround channels seamlessly with left and right channels, delivering a consistent, concert-like experience for all occupants.

	UNIQUE MERIDIAN TECHNOLOGY	SPEAKERS	DUAL-CHANNEL SUBWOOFER	WATTS
SOUND SYSTEM	N/A	6	N/A	125
ENHANCED SOUND SYSTEM	N/A	10	N/A	250
MERIDIAN SOUND SYSTEM	  	10	1	380
MERIDIAN SURROUND SOUND SYSTEM	   	14	1	825

Meridian is a registered trademark of Meridian Audio Ltd.
Trifield and the "three fields" device is a trademark of Trifield Productions Ltd.
Features and their availability may differ by vehicle specification and market.



CONNECTIVITY

InControl is Land Rover's suite of standard and optional features that connects you to your vehicle and links you seamlessly, and securely, with the outside world. Select from the available packs, that can be further enhanced by our individually offered feature, Secure Tracker. With a selection of apps, even when you're away from your vehicle, some of the InControl features stay with you, making sure the Land Rover experience is more enjoyable than ever.

Search 'InControl' for more details.

OPTIONAL FEATURES

VOICE RECOGNITION SYSTEM

Understands clear spoken instructions, so you can concentrate on the road ahead without any distractions.

NAVIGATION PRO

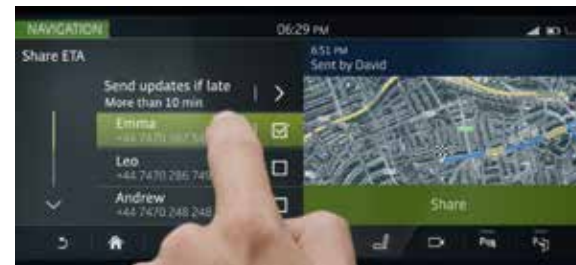
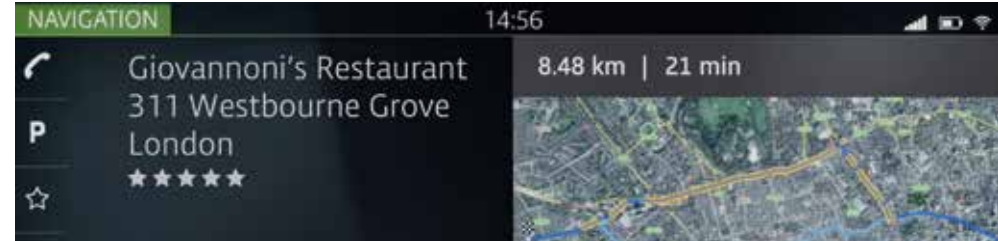
Available as an option on S and fitted as standard on SE, HSE and HSE Luxury, Navigation Pro allows you to save your favourite places, use pinch and zoom gestures for simple map exploration and can display a choice of either 2D or 3D crystal clear map graphics.

CONNECT PRO PACK

Connect Pro consists of 4G Wi-Fi Hotspot, and Pro Services, and is designed to enhance your in-car and out-of-car experience, ensuring you and your passengers enjoy the journey whilst remaining connected to the world.

Pro Services include:

- **Planning Routes and Door-to-Door Routing** – Before setting off, use the optional Route Planner app or online to search, save locations or set your destination. The app uses the Cloud to send your destination automatically to your vehicle's navigation screen. Once you've parked, the Route Planner app will guide you to your destination – a true door-to-door experience which includes public transport options.
- **Share ETA** – You can share your estimated time of arrival so your selected contact(s) will know exactly when you will arrive, as calculated by the navigation guidance system. If you're running late, Share ETA can then send automatic updates via text messages or email, without any further action from you.
- **Satellite View** – There may be times when you want to get the context of your surroundings from overhead. With Connect Pro you can switch to satellite view with a single tap.
- **Street Level Imagery** – To help you recognise your destination as you approach it, the screen can display a 360 degree panoramic street level image.



InControl features, options and their availability remain market dependent – check with your Land Rover Retailer for local market availability and full terms. Information and images displayed in relation to the InControl technology, including screens or sequences, are subject to software updates, version control and other system/visual changes depending on options selected. Certain features require the fitment of Connect Pro and a Micro SIM with a suitable data contract which will require further subscription after the initial term advised by your Retailer. Mobile network connectivity cannot be guaranteed in all locations. InControl Apps will need to be downloaded from the Apple/Play Store.

OPTIONAL FEATURES CONTINUED

CONNECT PRO PACK CONTINUED

- **Commute Mode** – Allows the system to learn your commutes and automatically advises you of the expected journey time based on live and historical traffic movements without you having to input a destination. The system learns the routes you take for a given destination and then advises which of those is the quickest.

Remote Premium app provides upgraded information on your vehicle and enables you to interact with it remotely. Compatible with most smartphones, Android™ Wear or the Apple Watch®, this service includes:

- **Remote Lock/Unlock** – Lock or unlock your doors remotely with the click of a button.
- **Remote Climate** – Prepare your Land Rover in advance by pre-heating or pre-cooling the cabin, so that you and your passengers are comfortable from the moment you step inside.
- **Beep/Flash** – This feature turns on your Land Rover's hazard lights, dipped headlights and sounds an audible alert to help you locate your vehicle in a crowded car park.
- **Journey Tracking** – This opt-in feature can automatically record your journey history including your route and mileage statistics. This information can be exported by email to use for expense reporting.
- **Vehicles Status Check** – Check current status of door and window position and locks. See the last parked location of the vehicle and find your way back to it with on-foot directions.



InControl features, options and their availability remain market dependent – check with your Land Rover Retailer for local market availability and full terms. Information and images displayed in relation to the InControl technology, including screens or sequences, are subject to software updates, version control and other system/visual changes depending on options selected. Certain features require the fitment of Connect Pro and a Micro SIM with a suitable data contract which will require further subscription after the initial term advised by your Retailer. Android™ is a trademark of Google Inc. Apple Watch® is a registered trademark of Apple Inc., registered in the US and other countries. Mobile network connectivity cannot be guaranteed in all locations. InControl Apps will need to be downloaded from the Apple/Play Store.

CONNECT PRO PACK CONTINUED

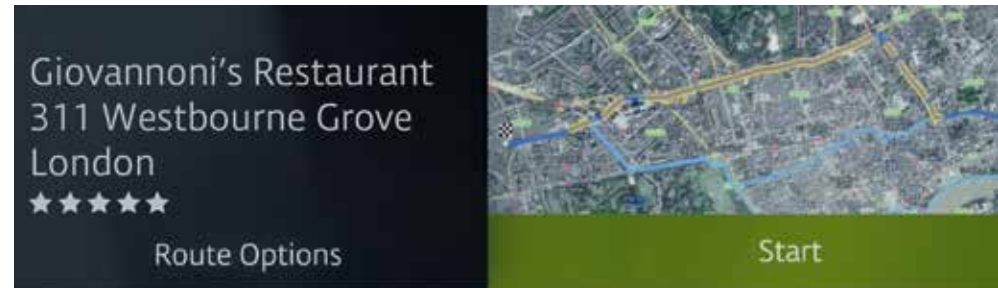
InControl Apps technology allows vehicle-optimised apps on your Android or Apple smartphone to be controlled through the vehicle's Touchscreen, including contacts, calendar and music player via a USB cable to the USB slot. You can also download third-party apps offering a vast range of services.

PROTECT

Land Rover Optimised Assistance – If you break down you can make a direct call to the Land Rover Assistance team by pressing the button on the overhead console or from the Assistance screen within the InControl Remote smartphone app.

SECURE TRACKER

Uses tracking technology to alert you to an attempted theft, and signals your vehicle's location to the relevant authorities, for a timely recovery.



*Only available on Apple smartphones. Not available on Android smartphones.
**Requires InControl Apps ©2016 Tile Inc. Tile and the Tile design are trademarks of Tile, Inc.



INTERIOR POWER POINTS

Discovery is packed with the latest innovative technologies and USB charging points are available for all three rows of seats. So no matter where they sit, every single passenger can stay entertained; whether on their tablets, mobile phones or other devices*.

It includes a 12 V port in the upper glovebox, one in the instrument panel, a USB port in the centre console, one 12 V and two USB ports in the cubby box, two 12 V or USB ports in rear centre console, two USB ports in the row three stowage, one 12 V in the luggage compartment, and two additional USB ports when Rear Seat Entertainment is fitted.

A Wi-Fi Hotspot system is also available as part of the Connect Pro Pack.



*Fitment of USB ports and 12 V locations varies by trim level.
Interior shown is HSE Luxury in Light Oyster/Espresso.

DRIVING TECHNOLOGY

DRIVER ASSISTANCE

MAKING DRIVING EASIER

From negotiating city traffic or the motorway, to providing additional safety for you and your passengers, there's a wealth of innovative technologies available; either as standard, optional or as part of an optional pack. Whichever you choose, you'll find every single feature has been designed and engineered to heighten your enjoyment of the vehicle.

Search 'Discovery Driver Assist' for more details.

STANDARD DRIVE FEATURES

Cruise Control with Speed Limiter allows the driver to maintain the current speed of the vehicle without the need for continued use of the accelerator pedal, helping to reduce driver fatigue. The Speed Limiter will also allow the driver to pre-set a maximum specified speed which the vehicle will not exceed. Both functions can be easily turned on or off by the driver as desired.

OPTIONAL DRIVE FEATURES



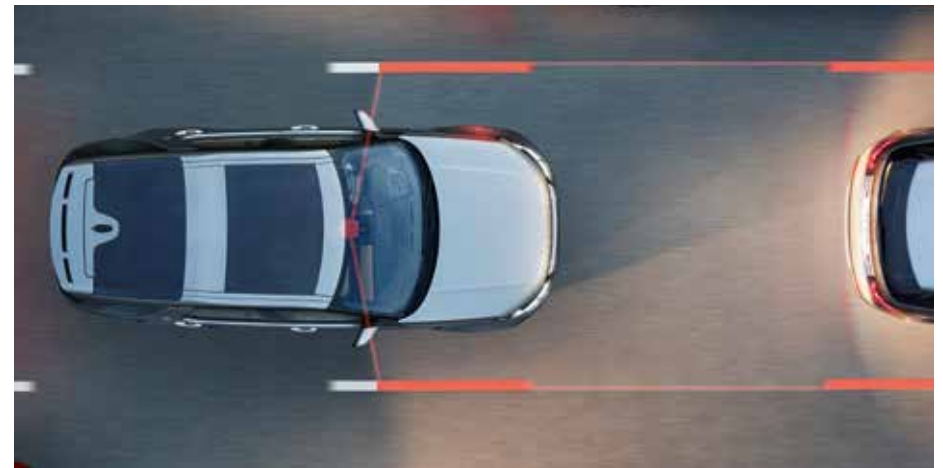
Adaptive Cruise Control with Queue Assist and Intelligent Emergency Braking

Adaptive Cruise Control with Queue Assist and Intelligent Emergency Braking system works when you're cruising on the motorway or travelling in slow-moving traffic, it will keep your vehicle a set distance from the one in front should it slow or stop. Should the vehicle in front stop completely, your vehicle will come to a smooth halt. Once the traffic moves, simply touch the accelerator and Adaptive Cruise Control will resume following the vehicle in front. The system can be activated from 16 km/h up to motorway speeds.

If a collision is unavoidable, Adaptive Cruise Control will engage Intelligent Emergency Braking. This system can help reduce injuries and damage by automatically applying the brakes.

Lane Departure Warning can help make long journeys much safer. The system senses when your vehicle is unintentionally drifting out of your lane, and notifies you with a visual alert and a gentle vibration of the steering wheel.

OPTIONAL DRIVE PRO PACK*



Lane Keep Assist

Making every journey safer and more relaxing. The optional Drive Pro Pack includes:

Lane Keep Assist detects when your vehicle is unintentionally drifting out of your lane, and gently steers you back.

Driver Condition Monitor detects if you're starting to feel drowsy and gives you an early warning when you need to take a break.

Adaptive Cruise Control with Queue Assist and Intelligent Emergency Braking – See page 51 for description.

*Available on Discovery models when power fold, heated door mirrors with approach lights are fitted.

ENJOY STRESS-FREE PARKING

Discovery offers the most advanced technologies to deliver intuitive and easy parking solutions. Whether reversing, parallel parking or getting into or out of tight spaces, these features make life easier. Available as standard, optional or as part of an optional pack.

Search 'Discovery Parking Assist' for more details.

PARK FEATURES



Rear Parking Aid

Rear Parking Aid* helps make reversing into tight spaces safer. When you select Reverse, sensors located in the rear bumper are automatically triggered. As you park, the Touchscreen display and audio feedback indicates how close you are to obstacles.

OPTIONAL CAMERAS



Surround Camera System

Rear View Camera** provides improved visibility when reversing. This valuable parking aid also helps when hitching a trailer. Static lines representing the vehicle's outer perimeter and predicted path are superimposed on the rearward image, to make parking in tight spots as easy as possible.

Surround Camera System† uses four digital cameras discretely placed around the vehicle, providing a 360° overhead view on the Touchscreen. With the capacity to display several different views at the same time, this helps with various manoeuvres from parking by a kerb, to getting in and out of tight spaces and junctions.

PARKING AIDS



360° Parking Aid

Front and Rear Parking Aid* helps make manoeuvring even easier. When you select Reverse, or choose to activate them manually, sensors located in the front and rear bumpers are triggered. As you park, the Touchscreen display and audio feedback indicates how close you are to obstacles.

360° Parking Aid gives you complete confidence when manoeuvring in tight spaces. Sensors located around the vehicle are automatically triggered when Reverse is selected, or can be manually activated, with a graphic appearing on the Touchscreen showing an overhead view of the vehicle. As you park, the Touchscreen display and audio feedback indicates how close you are to obstacles.

PARK ASSIST



Park Assist

Park Assist (includes 360° Parking Aid) makes parallel and perpendicular parking easier than ever by steering your vehicle into a suitable space. You just have to select the appropriate gear and control the vehicle's speed with the brake and accelerator pedals. Graphics and notifications guide you through the manoeuvres. Park Assist will also steer you out of a space, taking all of the stress out of parking.

DRIVING AIDS



LOW TRACTION LAUNCH

Discovery features a dedicated launch function*, which enables the vehicle to pull away smoothly and easily, even on tricky low-friction surfaces like ice, snow or wet grass. The software adapts the system's behaviour according to the current Terrain Response setting. When you pull away, you do so with certainty, composure and greater ease.

*Low Traction Launch features as standard on SE, HSE and HSE Luxury models. Standard on S models when specified with optional Navigation Pro. Vehicle shown is HSE Luxury in Namib Orange.



ALL TERRAIN INFO CENTRE



The All Terrain Info Centre** within your navigation system allows you to view and activate various features and provides access to All Wheel Drive (AWD) information and guidance features for off-road driving.

The Touchscreen displays information about the vehicle's wheels, suspension, transmission and driveline including suspension movements and articulation for vehicles with electronic air suspension.

The system can show the angle and pitch of the vehicle on slopes and inclines, advice on the vehicle's current and maximum wading depth and includes a useful compass together with current latitude, longitude and altitude details.

The Info Centre provides a host of other helpful guidance such as vehicle dimensions, useful for entering tighter spots and can be used to activate additional capability features, such as Low Traction Launch.

Using the optional Surround Camera System†, the Info Centre can also show the area directly ahead of the vehicle that may not be visible to the driver to help ensure the vehicle isn't damaged on unseen terrain.

**The number of features displayed on the All Terrain Info Centre is dependent upon the specification of the vehicle. †Standard on HSE Luxury. Interior shown above is the HSE Luxury in Light Oyster/Espresso.

TOWING AIDS

Discovery takes towing capability to a new level, with a capacity of up to 3 500 kg and a suite of features available to help make towing effortless and assured.

1 ELECTRICALLY DEPLOYABLE TOW BAR

Discovery has the option of an electrically deployable tow bar on SE, HSE and HSE Luxury. This is deployed using a convenient button in the loadspace compartment, or via the Touchscreen.

2 TOW HITCH ASSIST

Tow Hitch Assist makes coupling a trailer to the vehicle much easier by helping you visualise the hitching process; it displays the predicted path of the vehicle tow ball towards the trailer tow bar on the Touchscreen. Standard with Surround Camera System.

3 NOSE LOAD MEASUREMENT

HSE and HSE Luxury vehicles fitted with the electrically deployable tow bar feature Nose Load Measurement which allows you to quickly and easily measure the nose load of your trailer. This system can be operated via the Touchscreen.

4 REAR HEIGHT ADJUST

Rear Height Adjust allows the use of switches in the loadspace or on the key fob to lower the rear ride height – useful when loading or unloading cumbersome items, or when hitching, unhitching or loading a trailer. This feature is standard when electronic air suspension is specified.

5 TRAILER LIGHT TEST

This industry-first feature enables you to test your trailer lights without leaving your vehicle. When an optional electrically deployable tow bar is fitted, the automatic system is used to pulse the lights in a sequence, and is triggered via the Touchscreen or a button in the loadspace compartment.

6 TOW ASSIST

On the road, the Tow Assist feature helps with reversing by predicting the trailer's direction. You can even choose your trailer's width for precise guidelines displayed on the Touchscreen. Standard with Surround Camera System.



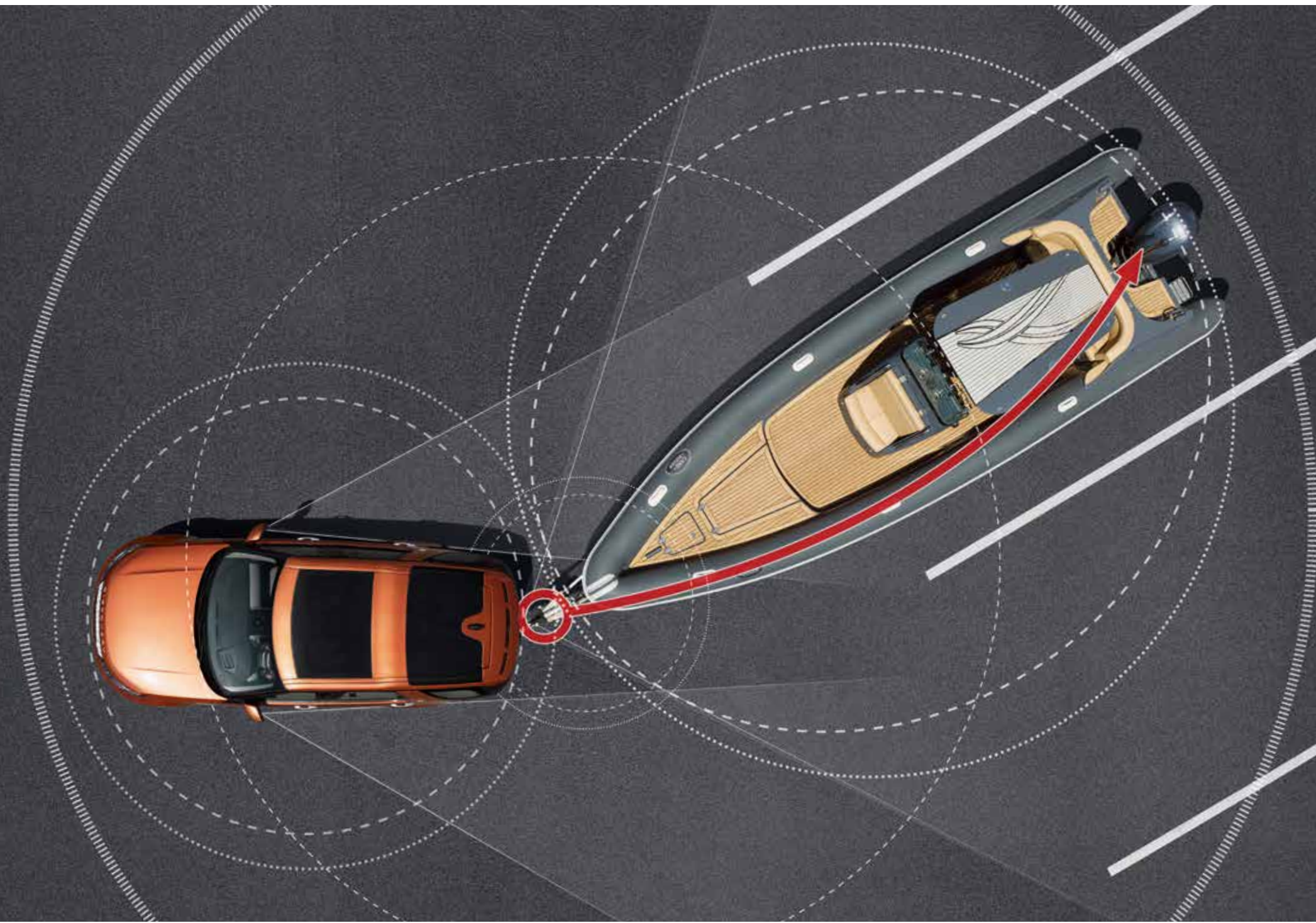
Towing feature compatibility may be affected by trailers equipped with LED lights. Please consult your nearest Land Rover Retailer for more information. Towing features and regulations vary by market. Please ensure you comply with relevant legislation in your country.

Features and their availability may differ by vehicle specification and market.

Vehicle shown is HSE Luxury in Namib Orange.

55.88 cm (22) wheel shown is not available in market, please contact your local Land Rover Retailer for more information.







ADVANCED TOW ASSIST

Discovery features our most advanced trailer reversing aid to date. Advanced Tow Assist enables the driver to guide a trailer into position by simply following its trajectory on the main Touchscreen, and controlling its path using the rotary knob from the Terrain Response 2 system on the centre console. This is much more intuitive than using the steering wheel because within one field of vision it effectively steers the trailer along the desired path. This is rather than the opposing direction method which is what happens with conventional steering.

In addition to significantly reducing driver workload, the feature enhances manoeuvrability and safety when reversing, and will alert the driver when approaching a jack-knife situation.

Advanced Tow Assist is only available with Surround Camera, 360° Parking Aid and Terrain Response 2. A Land Rover approved tow bar is required in order to enable this feature.



SURROUND CAMERA SYSTEM

For a complete, all-round view, the optional Surround Camera System* incorporating T-Junction View helps to see everything clearly on the high-resolution full-colour Touchscreen. Using four digital cameras discreetly placed around the vehicle, the system provides an almost complete 360° view including a birds-eye overhead view. It is perfect for more complex driving assignments such as towing a yacht or a horsebox, as features such as Hitch and Load Assist work seamlessly through this system. Along with the ability to display several different views at the same time, this technology can also zoom and pan, ensuring objects and angles, normally below the line of sight, can be seen.

TRAILER STABILITY ASSIST

Trailer Stability Assist (TSA) is a standard feature that monitors the vehicle to detect movements in the trailer and then uses selective braking to help correct potentially hazardous situations.

*Standard on HSE Luxury.

Towing feature compatibility may be affected by trailers equipped with LED lights. Please consult your nearest Land Rover Retailer for more information. Towing features and regulations vary by market. Please ensure you comply with relevant legislation in your country.

Vehicle shown is HSE Luxury in Namib Orange.



COMFORT FOR ALL

AUTOMATIC ACCESS HEIGHT

It's always good to arrive in style, so that's why we've introduced Automatic Access Height*. When you pull up at your chosen destination and the ignition is switched off or the seat belts are unclipped, the vehicle lowers by an initial 15 mm. Then, as you open the door, it drops to its full access height of 40 mm lower, making exit – and entry – that much more relaxed and elegant. The ride height automatically returns to its normal height as you pull away.

CABIN AIR IONISATION

This technology can help the wellbeing of both driver and passengers alike by improving the air quality within the vehicle cabin, reducing allergens, airborne bacteria and associated odours. It does so by ionising particles in the air, making them attract to surfaces and thus helping cleanse the air. It can be switched on or off.

*Standard with electronic air suspension.

Vehicle shown is HSE Luxury in Silicon Silver.
55.88 cm (22) wheel shown is not available in market,
please contact your local Land Rover Retailer for more information.





PANORAMIC ROOF

The fixed roof or sliding panoramic roof, optional on SE, HSE and standard on HSE Luxury, enhances the sense of space in the vehicle's interior and floods it with natural light, benefiting all three rows where specified, as well as providing enhanced views of the surrounding environment.

Importantly, the toughened glass has a dark tint to maintain a comfortable temperature inside the cabin and protect occupants and the interior from the sun's rays. Powered interior blinds are also provided for added comfort when a panoramic roof is specified.

CONFIGURABLE AMBIENT INTERIOR LIGHTING

New levels of ambient refinement and personalisation have been reached with the option of Configurable Ambient Interior Lighting, featuring as standard on HSE Luxury.

This feature allows you to vary the shade, changing the ambience of the cabin to suit your mood. There are five colours in total, ranging from Ice White through to Moon Light and Racing Red.

CLIMATE CONTROL

To ensure that the interior is maintained at the perfect temperature, whatever the weather outside, Discovery features a highly efficient climate control system. The result of an incredibly rigorous development programme, the system has been tested in real-world conditions in temperatures ranging from -40 to +50°C.

Four versions are available, ranging from Two-zone manual air conditioning or Two-zone automatic systems to a Three-zone automatic system, featuring separate temperature controls for driver, front passenger and rear seats. A premium Four-zone system is available as an option on HSE and HSE Luxury, which has separate climate controls for driver, front passenger and each side of the rear cabin.

With its independent heating and cooling capability, the Four-zone system offers a significant improvement in rear seat luxury, with multiple outlets at face and foot level.

SEATING

Heated front and second row outboard seats are available as an option on S, SE and HSE. Optional first-in-class heated third row seats are also available on HSE and HSE Luxury.

No matter the temperature, heated and cooled front and second row outboard seats are also available on HSE and fitted as standard on HSE Luxury. This enables both the driver and passenger to set their preferred temperature independently and is controlled via the Touchscreen.

For the ultimate in comfort, optional massage front seats are available on HSE Luxury allowing both the driver and front passenger to select individual programmes via the Touchscreen. Varying in intensity, there are five settings to choose from; each one delivers a soothing massage to improve both the driver and passenger's comfort.



Features and their availability may differ by vehicle specification and market. Please see pages 88-101, or contact your nearest Land Rover Retailer, for more information. Interior shown is HSE Luxury in Light Oyster/Espresso.





ACTIVITY KEY

Activity Key makes living life to the full even easier. For extra convenience, you can wear the Activity Key if you prefer not to carry a key fob. The wristband is robust and fully waterproof, allowing you to enjoy a range of activities – from sailing to skydiving – and keep your car key with you. Activity Key has been tested in a number of extreme environments and is therefore capable in depths of up to 30m of water and in temperatures ranging from -40°C to +85°C.

You can use the Activity Key to lock and unlock your vehicle. When exiting, you can leave the conventional key fob in it and present the Activity Key to the tailgate to lock it. The conventional key fob is then automatically deactivated for security. Enjoy the Activity Key as an optional feature with SE, HSE and HSE Luxury, or as a Land Rover Retailer fit accessory.



Vehicle shown left is HSE Luxury in Silicon Silver.
55.88 cm (22) wheel shown on the All-New Discovery is not available in market, please contact your local Land Rover Retailer for more information.



ENGINES

8-SPEED AUTOMATIC TRANSMISSION


All petrol and diesel engines in Discovery are paired with the advanced electronically controlled 8-speed Automatic Transmission, which has been tuned by Land Rover engineers to combine silky-smooth shifting with exceptionally rapid response. With eight closely spaced ratios, gear changes are almost imperceptible, with each shift completed in just 200 milliseconds.

Controls include steering wheel-mounted paddle shift as standard, enabling the driver to take control of gear shifting manually.

The optimised lightweight 8-speed Automatic Transmission is the perfect partner to the torque-rich petrol and diesel engines, and contributes to their notable fuel efficiency.

The transmission is tuned to select torque converter lock-up as early as possible to reduce slip and energy loss. Transmission Idle Control disengages 70 percent of the drive when the vehicle is stationary and the engine is idling in Drive, significantly reducing fuel consumption in urban conditions.

In cold conditions, the transmission selects a lower gear to promote fast warm up and get the engine up to its efficient operating temperature as soon as possible.



Vehicle shown left is HSE Luxury in Namib Orange.
55.88 cm (22) wheel shown is not available in market,
please contact your local Land Rover Retailer for more information.



DIESEL ENGINE

Td6 190 kW

Discovery features Land Rover's latest generation 3.0 litre Turbocharged Diesel engine. Its high-efficiency design utilises a single turbocharger and ceramic ball bearing technology to reduce friction for smooth, more immediate delivery of power at all engine speeds.

The engine uses an eight-nozzle low-flow injector designed for more precise injection and improved fuel atomisation. Delivering substantial maximum torque of 600 Nm, the Td6 is capable of refined and smooth responsive performance.

The intake system with twin intercoolers ensures charge cooling. The engine also features the latest tandem solenoid intelligent Stop/Start system to reduce fuel consumption.



ACCELERATION
0-100 km/h (s)

8.1



TOP SPEED
(km/h)

209

CC

CAPACITY
cm³

2 993

3.0 l Td6 Diesel 190 kW



INGENIUM PETROL ENGINE

Si4 221 kW

The new 4-cylinder 2.0 l Si4 Petrol engine utilises cutting-edge innovations to enhance every aspect of performance. Technologies such as Continuous Variable Valve Lift system in combination with variable cam timing delivers maximum efficiency, optimising both performance and fuel economy. The 221 kW engine produces torque of up to 400 Nm at 1 500-4 000 rpm and offers enhanced boosting technology through its turbocharger, featuring ceramic ball bearings and a high flow compressor wheel, an innovation ensuring the best possible launch performance and transient response while still delivering high peak power. The electronically controlled split flow cooling system improves engine warm up, resulting in lower fuel consumption and emissions.

PETROL ENGINE

Si6 250 kW

A Roots-type twin vortex supercharger is mounted in the 'V' between the two rows of cylinders for compact dimensions. Supercharging provides linear delivery of power and maximises responsiveness. This results in performance matching much larger engines, while optimising economy and reducing emissions. The V6 engine also features dual independent variable cam timing to vary inlet and exhaust valve operation, working alongside lightweight pistons with ultra-low friction piston rings, for increased performance and efficiency. For added refinement there is a twin, contra-rotating balancer shaft system.



ACCELERATION
0-100 km/h (s)



TOP SPEED
(km/h)

CC

CAPACITY
cm³

2.0 l Si4 Petrol 221 kW	7.7	201	1 997
3.0 l Si6 Petrol 250 kW	7.1	209	2 995

BODY AND CHASSIS

STRENGTH AND STABILITY

LIGHTWEIGHT CONSTRUCTION

With a state-of-the-art aluminium monocoque body, Discovery enjoys greater levels of performance, together with improved strength, sustainability and efficiency. At up to 480 kg lighter than its predecessor* – which equates to the average weight of five adults – it also benefits from a 4-cylinder engine which delivers improved fuel economy. Added to which, thanks to utilising the latest in materials and build technologies, the vehicle can readily take the knocks and impacts associated with off-road driving.


STATE-OF-THE-ART LIGHTWEIGHT SUSPENSION ARCHITECTURE

Another key factor in the driving capability of Discovery is the lightweight suspension architecture.

Primarily constructed from lightweight aluminium components, the suspension is fully independent, with a wide-spaced double-wishbone design at the front and an advanced multi-link layout at the rear.

The suspension concept is specifically developed to maximise Discovery's unrivalled breadth of capability, offering responsive and agile handling together with supreme ride quality and refinement.

To see the available suspension options on Discovery please see page 35.





MAGNESIUM

ALUMINIUM
MONOCOQUE

TAILGATE
LIGHTWEIGHT PLASTIC
COMPOSITE

SAFETY

OCCUPANT SAFETY PROTECTION

Discovery's optimised aluminium body structure protects occupants using an incredibly strong and stable safety cell. The crash structure is extensively optimised using computer simulation tools which allows engineers to conduct a significant number of 'virtual' crash tests long before physical prototypes are available.

The occupant safety package includes a comprehensive system of airbags and restraint systems including driver and passenger airbags, side curtain and thorax airbags and seat belt pretensioners*.

Discovery features 6 airbags as standard and 8 airbags when seven seats are specified.

SEAT BELT PRETENSIONERS*

Acting in conjunction with the airbags, they provide additional protection in the event of a front impact by reducing the forward movement of the occupant.

ISOFIX POINTS

Up to five* lower ISOFIX/i-Size mountings and associated top tether anchor points are featured on all three rows of seats**. These provide optimum safety for the fixing of child restraints. Please check local market for availability as standard.

CURTAIN AIRBAGS WITH ROLLOVER SENSING

In the event of a side impact or rollover, these are deployed to provide greater protection against head injuries.

DRIVING AND PARKING SAFETY AIDS

Discovery has been designed with safety in mind. There are extensive driving and parking safety aids available including Park Assist and Surround Camera System. In addition, LED lights have been cleverly developed to wrap around the side of the vehicle to enable the indicators to be more visible to improve safety. Adaptive LED headlights, available as an option on SE, HSE and HSE Luxury, combine practicality with distinctive design. For more relaxed night-time driving, adaptive lighting varies the light cast ahead of the vehicle so that the beams follow the curve of the road.

To see the range of driving safety aids available please see pages 50-51.

To see the range of parking safety aids available please see page 52-53.

PASSENGER SEAT BELT CHECK SYSTEM





SAFETY SYSTEMS

- 1** DRIVER AIRBAG
- 2** PASSENGER AIRBAG
- 3** CURTAIN AIRBAGS

- 4** SIDE THORAX AIRBAGS
- 5** AIRBAG DEACTIVATED SWITCH FOR FRONT PASSENGER
- 6** SEAT BELT PRETENSIONERS

- 7** SEAT BELT REMINDER
- 8** ISOFIX/I-SIZE POINTS

Vehicle shown above is HSE Luxury in Namib Orange with optional third row seats.





ENVIRONMENTAL

SUSTAINABILITY

Discovery demonstrates Land Rover's continuing commitment to enhancing the sustainable performance of its products and operations and its determination to deliver vehicles that are both relevant and highly desirable. For example, as part of our commitment to reducing our environmental footprint, our Engine Manufacturing Centre in the UK features over 22 000 solar panels – the largest roof-mounted solar-array in the country.

Discovery has been designed with a life cycle approach, aiming to use fewer resources, more environmentally sustainable materials and minimise the CO₂ emissions over the entire vehicle's life cycle. Its lightweight aluminium structure and optimised powertrains have reduced the environmental impact from material production and development, through to customer use.

Discovery is built in state-of-the-art manufacturing facilities operating to some of the highest environmental standards anywhere in the world. By focusing on innovation and efficiency in every aspect of its processes, the company has achieved a 30 percent* reduction in operational CO₂ per vehicle. Manufacturing waste to landfill has been reduced by 79 percent* per vehicle and water use reduced by 34 percent* per vehicle. Investment, commitment and focus in these areas continue to drive further efficiencies. Responsible resource management is integral to the company's long-term sustainability strategy.

LIGHTWEIGHT AND SUSTAINABLE MATERIALS

Discovery incorporates sustainable design with intelligent material choices. The use of aluminium in the body structure enables a 9 percent** reduction in CO₂ emissions over its life cycle. Our closed-loop aluminium supply chain also ensures any surplus high-grade aluminium from our sheet stamping process is re-used. This reduces the need for primary aluminium production, conserving energy and reducing CO₂ emissions in material production whilst maintaining the highest quality aluminium for our vehicles.

Recycled materials have been used wherever possible, including up to 50 percent closed loop and recycled aluminium in the body. Discovery HSE Luxury models use over 19 kg of recycled plastics in the instrument panel, wheel arch liners and bumpers, helping to divert over 7 850 tonnes of plastic from landfill during the vehicle's production life. The vehicle is designed to meet a requirement of 85 percent Recyclability/Re-usability and 95 percent Recoverability at the end of the vehicle's life.

*JLR Data 2014/15 vs. 2007.

**Based on Jaguar Land Rover Life Cycle Assessment results of Discovery TDV6 versus Discovery Sd4 Ingenium.

Vehicle shown is HSE Luxury in Namib Orange.

55.88 cm (22) wheel shown is not available in market, please contact your local Land Rover Retailer for more information.

DISCOVERY OFFERS YOU
GREAT OPTIONS AND FLEXIBILITY
TO PERSONALISE YOUR VEHICLE.

The following pages take you through a logical series of steps to make it suit your lifestyle. There are several choices: from selecting your engine and model to exterior and interior colours, wheels, finishes and those detailed touches to enable you to personalise your vehicle.

If you'd like to bring your options to life, go to our online configurator at landrover.in

78-79

1

**STEP 1
CHOOSE YOUR ENGINE**

You can select from a range of powerful petrol or diesel engines.

80-99

2

**STEP 2
CHOOSE YOUR MODEL
AND OPTIONS**

Compare the standard and optional features on each model. There's also a choice of pack options to personalise your vehicle.

100-102

3

**STEP 3
CHOOSE YOUR COLOUR**

There's a wide range on offer to enable you to express yourself.

103

4

**STEP 4
CHOOSE YOUR WHEELS**

There's a range of styles, each one designed to complement the bold exterior.

104-111

5

**STEP 5
CHOOSE YOUR INTERIOR**

When you choose your interior, you can personalise it by selecting your optimum seat configuration, the ideal colour combination of seats, materials and your preferred finisher. These three considerations help celebrate and enhance a sense of your own style.

112-117

6

**STEP 6
CHOOSE YOUR ACCESSORIES**

This range of stylish and practical accessories can be tailored to suit any lifestyle.

118-119

TECHNICAL DETAILS

Technical information and data for dimensions, performance and specifications.

1



DRIVELINE, ENGINE PERFORMANCE AND FUEL ECONOMY

Discovery delivers strong performance from its advanced line-up of refined and fuel-efficient petrol and diesel engines, which are paired with a smooth and responsive 8-speed Automatic Transmission.

	DIESEL		PETROL	
	3.0 l Td6	2.0 l Si4	3.0 l Si6	
	AUTOMATIC	AUTOMATIC	AUTOMATIC	
POWER (kW)	190	221	250	
Driveline	AWD	AWD	AWD	
Power kW / r/min	190 / 3 750	221 / 5 500	250 / 6 500	
Torque (Nm / r/min)	600 / 1 750-2 250	400 / 1 500-4 000	450 / 3 500-5 000	
Capacity (cm ³)	2 993	1 997	2 995	
No. of cylinders	6	4	6	
Valves per cylinder	4	4	4	
Cylinder layout	Longitudinal V6	Longitudinal In-Line	Longitudinal V6	

MODELS BY ENGINE

	S	SE	HSE	HSE LUXURY
3.0 l Td6 Diesel 190 kW	■	■	■	■
2.0 l Si4 Ingenium Petrol 221 kW	■	■	■	■
3.0 l Si6 Petrol 250 kW	■	■	■	■

■ Standard □ Optional – Not Available.

2

EACH MODEL HAS A CHOICE OF UNIQUE FEATURES

This guide will help you to select your ideal Discovery. On the following pages you'll see the standard features for each model.

DISCOVERY S



- Brunel grille with Narvik Black surround
- Narvik Black fender vents
- Body-coloured door handles
- Brunel Discovery script (bonnet and tailgate)
- Anthracite tow eye covers
- Heated door mirrors
- Halogen headlights
- 48.26 cm (19) 5 split-spoke 'Style 5021' alloy wheels
- Seat Pack 1 – fabric seats and 8-way manual front seats
- Sound System 125 W with 6 speakers (Touch Pro)
- Air Conditioning.

DISCOVERY SE



- Contents of S, plus:**
- Ambient Interior Lighting
 - Rear Parking Aid
 - Front Parking Aid
 - Rear View Camera
 - Rain sensing windscreen wipers
 - Automatic headlights.
- Replaces S content:**
- Dark Atlas grille with Narvik Black surround
 - Dark Atlas fender vent ingots with Narvik Black surround
 - Dark Techno Silver tow eye covers
 - LED headlights with LED signature
 - Two-zone Climate Control
 - Power fold, heated door mirrors
 - Enhanced Sound System 250 W with 10 speakers (Touch Pro)
 - Seat Pack 2 – grained leather seats and 12-way – (10-way electric) front seats.

DISCOVERY HSE



Contents of SE, plus:

- Signature hi-line tail lights
- Keyless Entry
- Powered inner tailgate
- Front fog lights
- Auto High Beam Assist (AHBA).

Replaces SE content:

- Atlas grille with Narvik Black surround
- Atlas fender vent ingots with Narvik Black surround
- White Silver tow eye covers
- Three-zone Climate Control
- 50.80 cm (20) 5 split-spoke 'Style 5011' alloy wheels
- Interactive Driver Display
- Meridian™ Sound System 380 W with 10 speakers plus a dual channel subwoofer (Touch Pro)
- Seat Pack 3 – grained leather seats and 12-way (10-way electric) front seats with driver seat memory.

DISCOVERY HSE LUXURY



Contents of HSE, plus:

- Infrared reflective windscreen
- Electric sunroof (tilt/slide front glass) with fixed rear glass pano (including power blinds)

Replaces HSE content:

- Atlas Discovery script (bonnet and tailgate)
- Body-coloured door handles with Atlas surround
- 50.80 cm (20) 10 split-spoke 'Style 1011' alloy wheels
- Meridian™ Surround Sound System 825 W with 14 speakers plus a dual channel subwoofer (Touch Pro)
- Configurable Ambient Interior Lighting
- Seat Pack 4 – Windsor leather seats with 16-way (14-way electric) front seats with driver seat memory.



PERSONALISING YOUR DISCOVERY

BLACK DESIGN PACK

For a striking effect Discovery can be personalised with the optional Black Design Pack on SE, HSE and HSE Luxury models. The Black Design Pack is available with all exterior colour options and includes a Narvik Black grille, fender vents and mirror caps, with Black 'DISCOVERY' bonnet and tailgate script.

To complement the Black Design Pack, choose from our optional Designer's Choice 50.80 (20) Gloss Black alloy wheel. Other optional wheels are also available. See pages 108-109 for details.



Narvik Black grille



Optional Gloss Black alloy wheels



Narvik Black mirror caps



Narvik Black fender vents

STANDARD AND OPTIONAL FEATURES

Engine Transmission, Suspension and Driving Dynamics

	OPTION CODE	3.0 Td6	2.0 Si4	3.0 Si6	DESCRIPTION
8-speed Automatic Transmission		■	■	■	Please refer to page 67.
Single-speed transfer box (high range only)		■(1)	■	–	
Twin-speed transfer box (high/low range)	043BF	■(2)	–	■	Please refer to page 35.
Coil suspension (5 seat only)		■(1)	■(1)	–	Please refer to page 35.
Electronic air suspension (3)	027BY	■(2)	■(2)	■	Please refer to page 35.
Active rear locking differential (4) (5)	027DB	■	–	■	Please refer to page 35.
Manual centre differential		■(1)	■	–	Standard fitment with single-speed transfer box (high range) only.
Electronic centre differential		■(2)	–	■	Standard fitment with twin-speed transfer box (high/low range) only.
Terrain Response 4-mode		■(1)	■	–	Please refer to page 31.
Terrain Response 5-mode (including Rock Crawl mode)		□(2)	–	■	Please refer to page 31.
Terrain Response 2 (4) (5)	088IA	□	–	□	Please refer to page 31.
All Terrain Progress Control (ATPC) (5) (6)	095CB	□	–	□	Please refer to page 31.
Stop/Start technology		■	■	■	Please refer to page 37.
Hill Descent Control (HDC)		■	■	■	Please refer to page 32.
Anti-lock Braking System (ABS)		■	■	■	
Electric Power Assisted Steering (EPAS)		■	■	■	Please refer to page 38.
Electronic Traction Control (ETC)		■	■	■	
Hill Start Assist		■	■	■	Please refer to page 32.
Dynamic Stability Control (DSC)		■	■	■	Please refer to page 38.
Roll Stability Control (RSC)		■	■	■	
Electric Parking Brake (EPB)		■	■	■	
Emergency Brake Assist (EBA)		■	■	■	
Electronic Brake-Force Distribution (EBD)		■	■	■	
Gradient Acceleration Control (GAC)		■	■	■	
Trip computer		■	■	■	
Emergency stop signal		■	■	■	

■ Standard □ Optional – Not Available.

(1) Standard on S model only. Not available on SE, HSE and HSE Luxury models. (2) Optional on S models. (3) Only available with twin-speed transfer box. (4) Only available with electronic air suspension and twin-speed transfer box (high/low range). (5) Not available on S models. (6) Only available as part of Capability Plus Pack.

Exterior Features and Finishers

	OPTION CODE	S	SE	HSE	HSE LUXURY	DESCRIPTION
ROOF AND EXTERIOR DESIGN						
Electric sunroof (tilt/slide front glass) with fixed rear glass pane (including power blinds)	041CR	-	□	□	■	Includes rear reading lights. Please refer to page 63.
Fixed panoramic roof (including manual blinds)	041CS	-	□	□	Δ	Includes rear reading lights. Please refer to page 63.
Black roof rails	060AW	□	□	□	□	
Silver roof rails	060BC	□	□	□	□	
Brunel grille with Narvik Black surround		■	-	-	-	
Narvik Black fender vents (7)		■	-	-	-	
Dark Atlas grille with Narvik Black surround		-	■	-	-	
Dark Atlas fender vent ingots with Narvik Black surround		-	■	-	-	
Atlas grille with Narvik Black surround		-	-	■	■	
Atlas fender vent ingots with Narvik Black surround		-	-	■	■	
Body-coloured door handles	080AW	■	■	■	□ (8)	
Body-coloured door handles with Atlas surround		-	-	-	■	
Gloss Black tailgate finisher		■	■	■	■	
Brunel Discovery script (bonnet and tailgate)		■	■	■	-	
Atlas Discovery script (bonnet and tailgate)		-	-	-	■	
Anthracite tow eye covers		■	-	-	-	
Dark Techno Silver tow eye covers (7)		-	■	-	-	
White Silver tow eye covers		-	-	■	■	

■ Standard □ Optional Δ No Cost Option - Not Available.

(7) Standard as part of Black Design Pack. (8) Standard as part of Black Design Pack. Replaces body-coloured door handles with Atlas surround.

STANDARD AND OPTIONAL FEATURES

Exterior Features and Finishers (continued)

	OPTION CODE	S	SE	HSE	HSE LUXURY	DESCRIPTION
GLASS AND EXTERIOR MIRRORS						
Acoustic laminated windscreen		■	■	■	■	
Heated rear window with rear wash wiper		■	■	■	■	
Door puddle lights		■	■	■	■	
Heated windscreen	040AK	□	□	□	□	
Heated washer jets	040AQ	□	□	□	□	
Infrared reflective windscreen	047EB	□	□	□	■	This is a fine metallic coating made up of several layers of titanium and silver to create an infrared reflective coating, keeping the vehicle cooler in hot conditions.
Rain sensing windscreen wipers	030CQ	□ (1)	■	■	■	
Heated door mirrors		■	–	–	–	
Power fold, heated door mirrors with approach lights	030NB	□	■	■	■	
TOWING						
Trailer Stability Assist (TSA) (2)		■	■	■	■	Please refer to page 59.
Front and rear recovery hooks		■	■	■	■	
Advanced Tow Assist (2) (3)	062CE	–	□	□	□	Please refer to page 59.
Detachable tow bar	028GA	□	□	□	□	
Electrically deployable tow bar	028GC	–	□	□	□	Please refer to page 56.

■ Standard □ Optional – Not Available.

(1) Only available with automatic headlights. (2) A Land Rover approved tow bar is required in order to enable this feature. (3) Not available on Si4 Ingenium engines. Only available with twin-speed transfer box (high/low range), electronic air suspension, All Terrain Progress Control (ATPC), Surround Camera System, 360° Parking Aid and Terrain Response 2.

Exterior Features and Finishers (continued)

	OPTION CODE	S	SE	HSE	HSE LUXURY	DESCRIPTION
WHEEL FEATURES						
Full size spare wheel		■	■	■	■	Includes toolkit.
Tyre Pressure Monitoring System (TPMS)		■	■	■	■	
Locking wheel nuts		■	■	■	■	
HEADLIGHTS AND LIGHTING						
Daytime Running Lights (DRL)		■	■	■	■	
Front fog lights	064AP	□	□	■	■	
Halogen headlights		■	-	-	-	
LED headlights with LED signature		-	■	■	■	Signature design LED lights combine distinctive design with highly practical capabilities. Includes headlight power wash.
Adaptive LED headlights with LED signature	064GJ	-	□ (4)	□	□	Adaptive LED headlights swivel to follow the road, while static cornering lights illuminate the kerbside area in tight bends to give the driver a greater sense of confidence during night-time driving.
Signature hi-line tail lights		-	□ (5)	■	■	
Automatic headlights	064CY	□ (6)	■	■	■	
Auto High Beam Assist (AHBA)	030NT	-	□ (7)	■	■	Automatic High Beam Assist headlights automatically dip when traffic is detected, reverting when vehicles have passed.
PAINT						
Solid paint		■	■	■	■	Please refer to pages 102-104.
Metallic paint		□	□	□	□	Please refer to pages 102-104.
Premium metallic paint		□	□	□	□	Please refer to pages 102-104.

■ Standard □ Optional - Not Available.

(4) Only available with signature hi-line tail lights. (5) Standard when fitted with Adaptive LED headlights with LED signature. (6) Only available on S models with rain sensing windscreen wipers.

(7) Only available with LED headlights with LED signature or Adaptive LED headlights with LED signature.

STANDARD AND OPTIONAL FEATURES

Seating, Interior Features and Finishers

	OPTION CODE	S	SE	HSE	HSE LUXURY	DESCRIPTION
SEATS						
5 seats		■	■	■	■	
Third row seats (1)	033BI	□	□	□	□	Please refer to page 19.
Powered third row seats (2)	033QB	-	-	□	□	Please refer to page 19.
60:40 load through rear seats with manual slide and recline		■	■	■	■	Please refer to page 106.
Electrically reclining rear seats (3)	033IR	-	-	□	□	Please refer to page 106.
Winged front headrests	033QU	-	-	□(4)	■	
Seat Pack 1 – consists of fabric seats and 8-way manual front seats		■	-	-	-	
Seat Pack 2 – consists of grained leather seats and 12-way (10-way electric) front seats		-	■	-	-	
Seat Pack 3 – consists of grained leather seats and 12-way (10-way electric) front seats with driver seat memory		-	-	■	-	
Seat Pack 4 – consists of Windsor leather seats with 16-way (14-way electric) front seats with driver seat memory	033VL	-	-	□	■	
Seat Pack 5 – consists of Windsor leather seats with 16-way electric front seats with driver seat memory and massage function (5)	033VN	-	-	-	□	
Heated front seats (6)	033BV	□	□	□	-	Please refer to page 63.
Heated front and rear seats (6)	033EQ	□	□	□	-	Please refer to page 63.
Heated front, rear and third row seats (7)	033BH	-	-	□	-	Please refer to page 63.
Heated and cooled front seats	033GP	-	-	□	■	Please refer to page 63.
Heated and cooled front seats with heated rear seats	033GQ	-	-	□	□	
Heated and cooled front and rear seats (8)	033IN	-	-	□	□	Please refer to page 63.
Heated and cooled front and rear seats with heated third row seats (9)	033BL	-	-	□	□	Please refer to page 63.
Intelligent Seat Fold (10)	095HB	-	-	□	□	Please refer to page 19.

■ Standard □ Optional – Not Available.

(1) Only available with powered tailgate or powered gesture tailgate. Not available with coil suspension. (2) Only available with third row seats and electrically reclining rear seats. (3) Only available with third row seats.

(4) Only available on HSE models with Rear Seat Entertainment. (5) Only available with heated and cooled front seats. (6) Only available with Two-zone Climate Control on S models and heated front windscreen.

(7) Only available with third row seats, powered third row seats, heated front windscreen, heated washer jets and heated steering wheel. (8) Only available with Seat Pack 4 on HSE models and Seat Pack 4 or 5 on HSE Luxury models.

(9) Only available with Seat Pack 4 on HSE models and Seat Pack 4 or 5 on HSE Luxury models, and powered third row seats. (10) Only available with third row seats, electrically reclining rear seats and powered third row seats.

Seating, Interior Features and Finishers (continued)

	OPTION CODE	S	SE	HSE	HSE LUXURY	DESCRIPTION
STEERING WHEEL						
Manually adjustable steering column (4-way)		■	■	-	-	
Power adjustable steering column (4-way)	049AL	-	-	■	■	
Premium leather steering wheel with multi-functional controls and gearshift paddles		■	■	■	■	
Heated steering wheel	032DV	□	□	□	□	A heated leather steering wheel is available for the ultimate driver comfort.
INTERIOR FINISHERS						
Ebony finisher		■	-	-	-	Please refer to page 117.
Gloss Black finisher		-	■	-	-	Please refer to page 117.
Dark Satin Brushed Aluminium trim finisher	088HP	-	□	□	□	Please refer to page 117.
Natural Shadow Oak veneer	088JU	-	□	■	■	Please refer to page 117.
Natural Charcoal Oak veneer	088HY	-	-	□	□	Please refer to page 117.
High Gloss Charcoal Oak veneer	088JO	-	-	□	□	Please refer to page 117.
Front and rear premium carpet mats	079BO	□	□	□	■	
HEADLINING						
Light Oyster headlining		■	■	■	■	Please refer to pages 112-113.
Ebony headlining (11)	005BJ	□	□	□	□	Please refer to pages 112-113.

■ Standard □ Optional - Not Available.

(11) Not available with Light Oyster/Espresso interior colourway.

STANDARD AND OPTIONAL FEATURES

Seating, Interior Features and Finishers (continued)

	OPTION CODE	S	SE	HSE	HSE LUXURY	DESCRIPTION
INTERIOR FEATURES						
Driver and passenger sunvisors with illuminated vanity mirrors		■	■	■	■	
Front and rear grab handles		■	■	■	■	
Illuminated glovebox, overhead console downlight, loadspace light and map light		■	■	■	■	
Smoker's Pack		■	■	■	■	Includes ashtray and cigar lighter in front row.
Auto-dimming interior rear view mirror	031CG	□	■	■	■	
Ambient Interior Lighting		-	■	■	-	
Configurable Ambient Interior Lighting		-	-	-	■	Please refer to page 63.
Rear reading lights	064MA	-	□ (1)	■	■	
Twin front cupholders		■	■	-	-	
Twin front cupholders with cover		-	-	■	■	Please refer to page 23.
Shopping bag hook (curry hook)		-	-	■	■	Please refer to page 22.
Upper secondary glovebox		-	■	■	■	Please refer to page 22.
Front centre console cooler compartment	038EA	□	□	□	■	Please refer to page 22.
Air Conditioning		■	-	-	-	Please refer to page 63.
Two-zone Climate Control	022AY	□	■	-	-	Please refer to page 63.
Three-zone Climate Control	022BQ	-	-	■	■	Please refer to page 63.
Four-zone Climate Control (2)	022BR	-	-	□	□	Please refer to page 63.
STOWAGE						
Overhead stowage for sunglasses (3)		■	■	■	■	
Rear armrest with twin cupholders		-	■	■	■	Please refer to page 22.
Cubby box with central hinged twin lidded stowage		■	■	■	■	Please refer to page 22.
Lower centre console stowage		■	■	■	■	Please refer to page 23.
Third row side stowage with lid and single 5V charging point		■	■	■	■	Please refer to page 22.
In-facia stowage		-	-	■	■	Please refer to page 23.

■ Standard □ Optional - Not Available.

(1) Standard when fitted with electric sunroof or fixed panoramic sunroof. (2) Only available with electric sunroof or fixed panoramic sunroof. (3) Not available when Rear Seat Entertainment is fitted.

Safety and Security

	OPTION CODE	S	SE	HSE	HSE LUXURY	DESCRIPTION
Audible seat belt warning (including third row)		■	■	■	■	Please refer to page 74.
Front side impact airbags		■	■	■	■	Please refer to page 75.
Hazard lights under heavy braking		■	■	■	■	
Perimetric alarm		■	■	■	■	
Rollover deployment of restraints		■	■	■	■	Please refer to page 75.
Side curtain airbags		■	■	■	■	Please refer to page 74.
Front passenger seat ISOFIX		–	■	■	■	Please refer to page 74.
Third row ISOFIX		■	■	■	■	Standard when third row seats are specified. Please refer to page 74.
Advanced Alarm System		■	■	■	■	The Advanced Alarm System offers enhanced theft-protection, using ultrasonic sensors to detect any intrusion into the cabin area when the vehicle is locked. When the alarm is activated, the vehicle emits an acoustic warning and the hazard warning lights are automatically switched on.
First aid kit		■	■	■	■	

■ Standard □ Optional – Not Available.

STANDARD AND OPTIONAL FEATURES

Driver Assistance, Convenience and Loadspace Features

	OPTION CODE	S	SE	HSE	HSE LUXURY	DESCRIPTION
Push Button Start		■	■	■	■	
Cruise Control		■	■	■	■	
Adaptive Cruise Control with Queue Assist	065AG	□	□	□	□	Please refer to page 50.
Lane Departure Warning	086BC	□	□	□	□	
Driver Condition Monitor (1)	086DH	–	□	□	□	Please refer to page 51.
Lane Keep Assist (1)	086BG	□	□	□	□	Please refer to page 50.
Rear Parking Aid	086EH	□	■	■	■	
Front Parking Aid (2)	086EG	□	■	■	■	
360° Parking Aid	036MB	□	□	□	□	Sensors located around the vehicle are automatically triggered when reverse is selected, or can be manually activated, with a graphic appearing on the Touchscreen showing an overhead view of the vehicle. As you park, the Touchscreen display and audio feedback indicates how close you are to obstacles. Includes Front and Rear Parking Aid.
Park Assist (3)	086HA	□	□	□	□	Please refer to page 53.
Rear View Camera	086FA	□	■	■	–	Please refer to page 52.
Surround Camera System	086GC	□(4)	□	□	■	Please refer to page 52.

■ Standard □ Optional – Not Available.

(1) Only available as part of Drive Pro Pack. (2) Only available with Rear Parking Aid. (3) Requires 360° Parking Aid. (4) Only available with power fold, heated door mirrors.

Driver Assistance, Convenience and Loadspace Features (continued)

	OPTION CODE	S	SE	HSE	HSE LUXURY	DESCRIPTION
Keyless Entry	066AC	–	□	■	■	The driver is able to access the vehicle without the need to take the remote smart key out of a bag or pocket.
Activity Key	066CA	–	□	□	□	Please refer to page 65.
Cabin Air Ionisation	022GB	□	□	□	□	
LOADSPACE FEATURES						
Luggage retention loops		■	■	■	■	
Loadspace cover		■	■	■	■	
Loadspace storage rails (5)	135AH	□	□	□	□	
Loadspace partition net	026EU	–	□	□	□	
Powered tailgate	070AW	□	□	■	–	
Powered gesture tailgate (6)	070BA	–	□	□	■	
Powered inner tailgate (7)	079EC	□	□	■	■	

■ Standard □ Optional – Not Available.

(5) Only available with 5 seats. (6) Only available with Keyless Entry and includes powered tailgate. (7) Only available with powered tailgate or powered gesture tailgate on S and SE models.

STANDARD AND OPTIONAL FEATURES

Information, Communication and Entertainment

	OPTION CODE	S	SE	HSE	HSE LUXURY	DESCRIPTION
25.4 cm (10) Touchscreen		■	■	■	■	
Dual View Touchscreen (1)	087AS	-	-	□	□	
Sound System 125 W with 6 speakers		■	-	-	-	Please refer to page 42.
Enhanced Sound System 250 W with 10 speakers	025KM	□	■	-	-	Please refer to page 42.
Meridian™ Sound System 380 W with 10 speakers and a dual channel subwoofer	025LM	□	□	■	-	Please refer to page 42.
Meridian™ Surround Sound System 825 W with 14 speakers and a dual channel subwoofer	025LN	-	-	□	■	Please refer to page 42.
Bluetooth® connectivity		■	■	■	■	
Rear Seat Entertainment (1)	129AH	-	-	□ (2)	□	Please refer to page 41.
Protect		□	□	□	□	Please refer to page 47.
Navigation Pro	087AU	□	■	■	■	Please refer to page 45.
Remote Premium (3)	011DA	□	□	□	□	Please refer to page 46.
Pro Services and Wi-Fi Hotspot (3)	025RC	□	□	□	□	Please refer to page 45.
Secure Tracker (4)	011AE	□	□	□	□	Please refer to page 47.
InControl Apps	025PA	□ (5)	□	□	□	Please refer to page 47.
Head-up Display (6)	039IB	-	□	□	□	Please refer to page 41.
Analogue Dials with Central TFT Display		■	■	-	-	
Interactive Driver Display	038ID	□ (5)	□	■	■	
Single 12 V auxiliary charging point (upper glovebox)		-	■	■	■	
Single 12 V auxiliary charging point (second row)		■	-	-	-	
Twin 12 V auxiliary charging points (second row)	054AM	-	■	□	□	
Twin USB sockets (second row)	054AN	-	□	■	■	Please refer to page 49.

■ Standard □ Optional - Not Available.

The Bluetooth® word mark and logos are owned by the Bluetooth SIG, Inc. and any use of such marks by Land Rover is under licence.

(1) Overhead stowage for sunglasses is not available with Dual View Touchscreen and Rear Seat Entertainment. (2) Only available with winged headrests. (3) Only available as part of Connect Pro Pack. (4) Only available with Protect. (5) Only available with Navigation Pro. (6) Only available with Infrared Reflective Windscreen.

Option Packs

	OPTION CODE	S	SE	HSE	HSE LUXURY
BLACK DESIGN PACK	074LN				
Black exterior		–	<input type="checkbox"/>	<input type="checkbox"/>	<input type="checkbox"/>
CONNECT PRO PACK (7)	011CF				
Pro Services and Wi-Fi Hotspot		<input type="checkbox"/>	<input type="checkbox"/>	<input type="checkbox"/>	<input type="checkbox"/>
InControl Apps		<input type="checkbox"/>	<input type="checkbox"/>	<input type="checkbox"/>	<input type="checkbox"/>
Remote Premium		<input type="checkbox"/>	<input type="checkbox"/>	<input type="checkbox"/>	<input type="checkbox"/>

■ Standard □ Optional – Not Available.

(7) Only available with Navigation Pro.

STANDARD AND OPTIONAL FEATURES

Option Packs (continued)

	OPTION CODE	S	SE	HSE	HSE LUXURY
DRIVE PRO PACK	074VX				
Traffic Sign Recognition and Adaptive Speed Limiter		□	□	□	□
Adaptive Cruise Control with Queue Assist		□	□	□	□
Lane Keep Assist		□	□	□	□
7 SEAT PACK (1)	074SC				
Third row seats		□	-	-	-
Electronic air suspension		□	-	-	-
Powered tailgate		□	-	-	-
Twin-speed transfer box (high/low range)		□	-	-	-

□ Optional – Not Available.

(1) Only available with Td6 S models and Si4 Ingenium engine S models. Not available with Capability Plus Pack.

Option Packs (continued)

	OPTION CODE	S	SE	HSE	HSE LUXURY
CAPABILITY PLUS PACK (2)	074PM				
Active rear locking differential		-	<input type="checkbox"/>	<input type="checkbox"/>	<input type="checkbox"/>
Terrain Response 2		-	<input type="checkbox"/>	<input type="checkbox"/>	<input type="checkbox"/>
All Terrain Progress Control (ATPC)		-	<input type="checkbox"/>	<input type="checkbox"/>	<input type="checkbox"/>
COLD CLIMATE PACK (3) (4)	072AC				
Heated windscreen		<input type="checkbox"/>	<input type="checkbox"/>	<input type="checkbox"/>	<input type="checkbox"/>
Heated washer jets		<input type="checkbox"/>	<input type="checkbox"/>	<input type="checkbox"/>	<input type="checkbox"/>
Heated steering wheel		<input type="checkbox"/>	<input type="checkbox"/>	<input type="checkbox"/>	<input type="checkbox"/>
Heated front and rear seats		<input type="checkbox"/>	<input type="checkbox"/>	<input type="checkbox"/>	-
7 SEAT COLD CLIMATE PACK (3) (4) (5)	072BN				
Heated windscreen		-	-	<input type="checkbox"/>	-
Heated washer jets		-	-	<input type="checkbox"/>	-
Heated steering wheel		-	-	<input type="checkbox"/>	-
Heated front, rear and third row seats		-	-	<input type="checkbox"/>	-
CLIMATE COMFORT PACK (3)	072BF				
Infrared reflective windscreen		-	-	<input type="checkbox"/>	-
Heated and cooled front seats		-	-	<input type="checkbox"/>	-
Front centre console cooler compartment		-	-	<input type="checkbox"/>	-

Optional – Not Available.

(2) Not available with Si4 Ingenium engine. Not available with 7 Seat Pack. (3) Not available with other Climate Pack options. (4) Not available with Seat Pack 5. (5) Only available with third row seats.

STANDARD AND OPTIONAL FEATURES

Option Packs (continued)

	OPTION CODE	S	SE	HSE	HSE LUXURY
VERSATILE CLIMATE COMFORT PACK (1)	072BM				
Infrared reflective windscreen		-	-	□	-
Heated and cooled front seats and heated rear seats		-	-	□	□
Front centre console cooler compartment		-	-	□	-
Heated windscreen		-	-	□	□
Heated washer jets		-	-	□	□
Heated steering wheel		-	-	□	□
LUXURY CLIMATE COMFORT PACK (1)	072BL				
Heated and cooled front and rear seats		-	-	□	□
Four-zone Climate Control (2)		-	-	□	□
Seat Pack 4		-	-	□	-
Seat Pack 5		-	-	-	□
Infrared reflective windscreen		-	-	□	-
Heated windscreen		-	-	□	□
Heated washer jets		-	-	□	□
Heated steering wheel		-	-	□	□
7 SEAT LUXURY CLIMATE COMFORT PACK (1)	072BP				
Heated and cooled front and rear seats with heated third row seats		-	-	□	□
Four-zone Climate Control (2)		-	-	□	□
Seat Pack 4		-	-	□	-
Seat Pack 5		-	-	-	□
Infrared reflective windscreen		-	-	□	-
Heated windscreen		-	-	□	□
Heated washer jets		-	-	□	□
Heated steering wheel		-	-	□	□

□ Optional – Not Available.

(1) Not available with other Climate Pack options. (2) Only available with electric sunroof or fixed panoramic sunroof.

Option Packs (continued)

	OPTION CODE	S	SE	HSE	HSE LUXURY
REMOTE INTELLIGENT SEAT FOLD PACK (3)	074VP				
Intelligent Seat Fold		-	-	□	□
Electrically reclining rear seats		-	-	□	□
Powered third row seats		-	-	□	□
Pro Services and Wi-Fi Hotspot		-	-	□	□
InControl Apps		-	-	□	□
Remote Premium		-	-	□	□
TECHNOLOGY PACK	074KY				
Rear Parking Aid		□	-	-	-
Front Parking Aid		□	-	-	-
Powered tailgate		□	-	-	-
Enhanced Sound System 250 W with 10 speakers		□	-	-	-
Navigation Pro		□	-	-	-
TECHNOLOGY PLUS PACK (4)	074QM				
Adaptive LED headlights with LED signature		-	□	□	-
Infrared reflective windscreen		-	□	□	-
Head-up Display		-	□	□	-
Powered gesture tailgate		-	□	□	-
VISION ASSIST PACK (5)	041CB				
Adaptive LED headlights with LED signature		-	□	□	-
Automatic headlights		□	-	-	-
Auto High Beam Assist (AHBA)		-	□	-	-
Rain sensing windscreen wipers		□	-	-	-
Power fold, heated door mirrors with approach lights		□	-	-	-
Surround Camera System		□	□	□	-

□ Optional – Not Available.

(3) Only available with third row seats. (4) Not available with Versatile Climate Comfort Pack, Luxury Climate Comfort Pack, Vision Assist Pack or 7 Seat Luxury Climate Comfort Pack. (5) Not available with Technology Plus Pack. Adaptive LED headlights with LED signature only available with signature hi-line tail lights.

3

CHOOSE YOUR COLOUR

Now you have chosen your Discovery model, you can select your exterior paint colour. From rich, deep lustres to incandescent metallic patinas, our paints incorporate the latest in pigment technologies. Our solid paints produce a deep flat colour. Our metallics deliver a sparkle finish that is sure to catch the eye. And our premium metallic paints enhance both the colour and the intensity of the sparkle, or sleek metallic finish to give your vehicle even more presence.

Fuji White (solid)



Yulong White (metallic)



Narvik Black (solid)



Corris Grey (metallic)



Indus Silver (metallic)

Optional Contrast Roof Colour*

Black

Grey



Loire Blue (metallic)



Santorini Black (metallic)



Byron Blue (metallic)



Namib Orange
(premium metallic)



Farallon Black
(premium metallic)



Silicon Silver
(premium metallic)



Carpathian Grey
(premium metallic)



4 CHOOSE YOUR WHEELS



48.26 CM (19) 5 SPLIT-SPOKE
'STYLE 5021'



50.80 CM (20) 5 SPLIT-SPOKE
'STYLE 5011'



50.80 CM (20) 5 SPLIT-SPOKE
'STYLE 5011'
WITH GLOSS BLACK FINISH



50.80 CM (20) 10 SPLIT-SPOKE
'STYLE 1011'

	OPTION CODE	S	SE	HSE	HSE LUXURY
WHEELS					
48.26 cm (19) 5 split-spoke 'Style 5021'		■	■	-	-
50.80 cm (20) 5 split-spoke 'Style 5011'	031HG	□	□	■	-
50.80 cm (20) 5 split-spoke 'Style 5011' with Gloss Black finish	031HJ	-	□	□	□
50.80 cm (20) 10 split-spoke 'Style 1011'	031HH	□	□	□	■

5

CHOOSE YOUR INTERIOR – SEAT CONFIGURATION



Electrically Reclining Rear Seats

Available as an option on HSE and HSE Luxury with optional third row seats, these seats have forwards/backwards movement of 160 mm allowing truly flexible use of space for luggage or to maximise passenger legroom. The seats also power recline up to 27° and allow for load-through to provide even greater comfort and convenience.

60:40 Manual Slide and Recline Seats (not shown)

The standard 60:40 five-seat configuration features three comfortable seating positions and load-through feature.





















Seven Full-Size Seats with Stadium Seating

A neatly integrated optional third row of seats gives you even more versatility, with the third row easily accessed at the touch of a button. On HSE and HSE Luxury models, the third row has the option of heating,

a first for the segment, as well as the capability of power folding. Discovery makes light work of carrying you and six other adults in the most comfortable and contemporary surroundings.

CHOOSE YOUR INTERIOR – COLOUR COMBINATIONS

Now you have chosen your model, you can use this table to select the perfect combination of interior colour, exterior colour and interior finishers.

	(A)	(B)	(C)	(D)	(E)
COLOURWAYS	EBONY / EBONY (page 114)	ACORN / EBONY (page 115)	LIGHT OYSTER / ESPRESSO (page 115)	VINTAGE TAN / EBONY (page 114)	GLACIER / EBONY (page 115)
INTERIOR COLOUR					
Seat colour	Ebony	Acorn	Light Oyster	Vintage Tan	Glacier
Carpet	Ebony	Ebony	Espresso	Ebony	Ebony
MODEL					
S (Fabric)	○	–	–	–	–
SE (Grained leather)	○	○	–	–	–
HSE (Grained leather)	○	○	○	–	–
HSE (Windsor leather)	○	–	○	○	–
HSE LUXURY (Windsor leather)	○	–	○	○	○
INTERIOR FINISHERS					
 Ebony finisher*	○	–	–	–	–
 Gloss Black finisher**	○	○	–	–	–
 Brushed Linear Aluminium trim finisher	○	○	○	○	○
 Natural Shadow Oak veneer	○	○	○	○	○
 Natural Charcoal Oak veneer†	○	○	○	○	○
 High Gloss Charcoal Oak veneer†	○	○	○	○	○
EXTERIOR COLOUR					
 Fuji White	○	○	○	▲	○
 Yulong White	▲	○	○	▲	○
 Indus Silver	▲	○	○	○	○
 Silicon Silver	○	▲	▲	○	▲
 Corris Grey	▲	○	○	○	○
 Carpathian Grey	▲	○	○	▲	▲
 Namib Orange	▲	○	▲	○	○
 Byron Blue	○	○	○	○	○
 Loire Blue	○	○	○	○	○
 Narvik Black	○	○	○	○	○
 Santorini Black	○	▲	○	○	▲
 Farallon Black	○	○	○	▲	○

▲ Combination is Designer's Choice ○ Combination is Available – Not Available.

*Available on S models only. **Available on SE models only. †Available on HSE and HSE Luxury models only.

The above table is designed as a guide. Please contact your nearest Land Rover Retailer for more information.



	1	2	3	4	5	6
COLOURWAYS	DOOR LOWER AND ARMREST UPPER	DOOR ROLL TOP	INSTRUMENT PANEL UPPER	CENTRE STACK SIDE RAILS	CUBBY BOX	INSTRUMENT MID-SECTION
(A) Ebony/Ebony	Ebony	Ebony	Ebony	Gloss Black*	Ebony	Ebony
(B) Acorn/Ebony	Ebony	Acorn	Ebony	Gloss Black**	Ebony	Acorn
(C) Light Oyster/Espresso	Espresso	Light Oyster	Espresso	Light Oyster Brushed Aluminium	Espresso	Light Oyster
(D) Vintage Tan/Ebony	Ebony	Vintage Tan [†]	Ebony	Satin Brushed Aluminium	Ebony	Vintage Tan [†]
(E) Glacier/Ebony	Ebony	Glacier	Ebony	Light Oyster Brushed Aluminium	Ebony	Glacier

*Satin Brushed Aluminium on HSE and HSE Luxury models. **Satin Brushed Aluminium on HSE (Grained leather). [†]Ebony on HSE (Windsor leather).
Interior shown above is HSE Luxury in Light Oyster/Espresso.

AVAILABLE INTERIOR COLOUR COMBINATIONS

The cabin in Discovery embodies the finest of contemporary living. Bold horizontal and vertical lines and superb levels of comfort create a space in which you and your family and friends will want to spend time. A wide range of colourway and seat material choices are available to suit all tastes.

A **Ebony / Ebony** (available on S, SE, HSE and HSE Luxury)



Interior shown: S interior in Ebony/Ebony with Seat Pack 1 Ebony fabric seats, and Ebony finisher.

D **Vintage Tan / Ebony** (available on HSE and HSE Luxury)



Interior shown: HSE Luxury interior in Vintage Tan/Ebony with Seat Pack 4 Vintage Tan Windsor leather seats with Ebony contrast micropiping, and Natural Charcoal Oak veneer.

B Acorn / Ebony (available on SE and HSE)



Interior shown: SE interior in Acorn/Ebony with Seat Pack 2 Acorn grained leather seats, and Gloss Black finisher.

C Light Oyster / Espresso (available on HSE and HSE Luxury)



Interior shown: HSE interior in Light Oyster/Espresso with Seat Pack 3 Light Oyster grained leather seats, and Natural Shadow Oak veneer.

E Glacier / Ebony (available on HSE Luxury)



Interior shown: HSE Luxury interior in Glacier/Ebony with optional Seat Pack 5 Glacier Windsor leather seats with Ebony contrast micropiping, and Natural Shadow Oak veneer.

INTERIOR FINISHERS

Now you have chosen your interior colour combination, choose one of six interior finishers. For full availability and designer's choices, please see the colour and trim matrix on pages 112 and 113.




Brushed Linear Aluminium trim finisher



Natural Charcoal Oak veneer



Gloss Black finisher



Ebony finisher



High Gloss Charcoal Oak veneer



Natural Shadow Oak veneer

6

LAND ROVER GEAR – ACCESSORIES

Discovery is so capable and adaptable it can get straight to work across a huge variety of vastly differing conditions and roles. Even so, some owners want to add their own stamp of individuality by tailoring their Discovery to their specific needs with a range of stylish, practical accessories that are tough, versatile and bring an opportunity for personalisation.



Importantly, these accessories can be added by your Land Rover Retailer at any stage during the vehicle's life – not just when it's new. Naturally, Land Rover Approved Accessories are designed, tested and manufactured to the same exacting standards as the original equipment fitted to your vehicle.

DESIGN



Loadspace Rigid Organiser System
VPLRS0355

Convenient loadspace organiser tray provides segregated compartments to stow wet, dirty or delicate items or separate shopping/luggage. The front and rear compartments also have flexible dividers to create smaller compartments within them. Featuring two lockable lids, it is secured via loadspace 'D' loops*.



Stainless Steel Undershield – Front
VPLRP0254

Stainless Steel Undershield – Rear
VPLRP0255 – Non Tow Bar
VPLRP0256 – Tow Bar
VPLRP0257 – Electrically Deployable Tow Bar

The off-road designed undershield, manufactured from stainless steel, features a premium Bright Polished finish for the front and rear of the vehicle.



Sports Pedal Covers
VPLGS0160

Stainless steel Bright finish sports pedal covers are easy to fit and feature hidden fixings for a clean finish.



Bright Side Tubes*
VPLRP0270

Highly polished stainless steel side tubes provide an off-road inspired appearance, designed to complement the vehicle's exterior design.



Deployable Side Steps*

Please contact your nearest Land Rover Retailer for fitment options. These smart, practical steps make it easier to get in and out of the vehicle.



Fixed Side Steps
VPLRP0269

The side step aids entry and exit to the vehicle and improve access to the roof. Design features include Bright stainless steel edge trim and a rubber tread mat.

*Fitting of side tubes and side steps may affect the off-road capability of the vehicle.

TOURING



Click and Go System
 VPLRS0388 – Click and Go Base
 VPLRS0389 – Click and Hook
 VPLRS0395 – Click and Work

Click and Hook is a universal hook that creates extra storage space for items to be hung. Click and Work is a folding table especially useful on long journeys and offers the rear passengers a practical surface providing some office space and a cupholder. Click and Go Base required for all attachments.

Click and Go System
 VPLRS0390 – Click and Hang
 VPLRS0391 – Click and Play (iPad® 2 – 4)
 VPLRS0392 – Click and Play (iPad® Air)
 VPLRS0393 – Click and Play (iPad® Mini)
 VPLRS0394 – Click and Play Samsung Galaxy Tab (25.65 (10.1))

Click and Hang is a removable coat hanger allowing for shirts and jackets to be kept crease-free whilst transporting. Click and Play is a removable tablet holder attachment which is available for various tablets, and can be easily positioned in multiple angles for in cabin comfort and rear entertainment.

Centre Armrest Cooler/Warmer Box
 VPLVS0176

Food and drinks chiller and warmer that acts as a rear centre armrest. With a leather-covered top, it is held in place by the centre seat belt and powered from the rear auxiliary socket. Ideal for long journeys with the family.



Sunshades
 VPLRS0367 – Second row
 VPLRS0363 – Third row
 VPLRS0364 – Rear tailgate

Easy to install or remove these sun blinds provide increased comfort helping to protect the interior from heat and glare of the sun.



Roof Rails*
 VPLRR0156 – Silver
 VPLRR0155 – Black (not shown)

Roof rails facilitate easy fitment of cross bars for roof carrying. Pre-set positioning points ensure cross bars are fixed in optimum position for weight distribution and dynamics. Maximum payload 80 kg.**

Cross Bars*
 VPLRR0154

Elegant, durable Bright finish aluminium cross bars, with compact design which utilises the full length of the bars, providing space to mount multiple accessories. Aerodynamic profile minimises drag and wind noise. Maximum payload 74 kg.**



Roof Box*
 VPLWR0100 – Large Sports Roof Box*
 VPLVR0062 – Luggage Box* (not shown)
 VPLVR0061 – Sports Roof Box* (not shown)

Available in a range of sizes, all versions can be mounted either side for kerbside opening in any country and include integral locks for security and peace of mind. Carrying capacity ranges from 320 l for the Sports Box to the 410 l Luggage Box or the capacious 430 l Large Sports Box. Maximum payload 57 kg.**

SPORTING



Towing System – Detachable Tow Bar
VPLRT0171

The detachable tow bar system is easily removed to give the vehicle a clean look and can tow a trailer with a 3 500 kg load capacity. Lockable for security. Requires tow eye cover.



Towing System – Multi-Height Tow Bar
VPLRT0175

Multi-height tow hitch allows for three different tow-ball height positions. Simple to fit, once armature installed, and can be swapped between positions in seconds. 50 mm tow ball is included and will take up to 3 500 kg trailer load and 350 kg nose weight. Requires tow eye cover.



VPLRT0172 – Towing System – Electrically Deployable Tow Bar
VPLRT0192 – Electrically Deployable Tow Bar Module, Switch & Harness Kit

The electrically deployable tow bar is stowed discreetly behind the rear bumper when not in use, providing a clean attractive finish. It is designed to deploy/stow in 12 s and is operated by a switch in the rear loadspace. Returns to original position if any obstructions encountered during deploying/stowing. Towing electrics available separately (also hidden until deployed). Approved for up to 3 500 kg trailer load and 350 kg nose weight. Requires tow eye cover, tow bar module and switch & harness kit.



Tow Bar Mounted Bike Carrier
VPLVR0066 – 2 Bike Carrier[†]
VPLVR0068 – 3 Bike Carrier[†] (not shown)

Tow bar mounted bike carrier available for two or three bikes. A quick release design for ease of use and lockable for security. Maximum load capacity 51 kg (on the 3 bike carrier).



Ski/Snowboard Carrier*
LR006849

Carries four pairs of skis or two snowboards and incorporates slider rails for easy loading, is also lockable for security. Maximum payload 36 kg.**



Protective Seat Covers
VPLRS0335PVJ – First Row – Ebony
VPLRS0337LKP – First Row – Light Oyster
VPLRS0336PVJ – Second Row – Ebony (not shown)
VPLRS0338LKP – Second Row – Light Oyster (not shown)

Protects seats from wet, dirty clothes as well as general wear and tear. Simple to fit and easily wipeable. Includes headrest and armrest covers.



Body Side Mouldings
VPLRP0286 – Bright finish
VPLRP0285 – Black finish (not shown)

Enhances the side of your vehicle and provides protection for your door panels from accidental damage by adjacent vehicles.

[†]Heat shield is required for two and three tow bar mounted bike carrier – VPLWR0124.
55.88 cm (22) wheel shown is not available in market, please contact your local Land Rover Retailer for more information.

ACTIVE



Mirror covers
 VPLGB0073 – Noble Chrome
 VPLAB0132 – Chrome (not shown)

Noble plated mirror covers designed to enhance Discovery's exterior design cues. This neat upgrade complements various Atlas and Bright finish exterior trim.



Loadspace Partition
 VPLRS0374 – Full Height
 VPLRS0376 – Luggage Partition Divider
 VPLRS0375 – Half Height (not shown)
 VPLRS0386 – Loadspace Liner Tray (not shown)

Designed to prevent luggage from entering the passenger compartment. The design of the luggage partition has been optimised to second row seating featuring tilt functionality. The Luggage Partition Divider can be fitted to the luggage partition to separate the loadspace into two sections. Semi-rigid waterproof loadspace liner tray with a raised lip on three sides to protect loadspace floor and side wall carpets from dirt or wet equipment.



Loadspace Rubber Mat*
 VPLRS0375PVJ – Ebony
 VPLRS0375AAM – Espresso (not shown)

The Land Rover branded waterproof rubber mat helps to protect the rear loadspace carpet from general dirt.



Passenger Footwell Net
 VPLRS0431PVJ – Ebony
 VPLRS0462AAM – Espresso (not shown)

Easily accessible by the passenger, the passenger footwell net provides additional storage space within the cabin, ideal for everyday small items such as maps and letters.



Mudflaps
 VPLRP0283 – Front
 VPLRP0357 – Rear

Mudflaps are a popular upgrade for reducing spray and ensuring paintwork is protected from debris and dirt. Engineered to complement the vehicle exterior design.



Rubber Floor Mats
 VPLRS0332PVJ – Ebony
 VPLRS0332AAM – Espresso (not shown)

Rubber footwell mats help provide protection from general dirt.

OTHER




iPhone® Connect and Charge Dock
VPLRV0119

The iPhone connect and charge dock has been designed to allow visibility of the phone whilst charging, utilising the cupholder space in the central console. When connected the iPhone media is accessible and has the ability to be controlled via the integrated infotainment system. The iPhone USB charger can be easily disconnected if the USB connection is required for other use. For use with iPhone 5, 5c, 5s, 6 and 6s.



Wireless Phone Charging Cupholder**
VPLRV0118

The wireless phone charging cupholder has been designed to allow visibility of the phone whilst charging, utilising the cupholder space in the centre console. The holder will accommodate phones up to 73 mm wide securely in place. The charger displays an LED light to indicate when charging, and turns off when complete.



Luxury Carpet Mats
VPLRS0330PVJ – Ebony
VPLRS0330AAM – Espresso

Luxurious, tailored, deep pile 2.050 g carpet mat set, with Land Rover ingot branding and waterproof backing, provide a well appointed finishing touch to the interior.



Snow Traction System
VPLGW0081

Snow traction system is designed to give improved steering and braking control on snow and ice, when fitted to front wheels. Easy-fit design, manufactured from high quality hardened galvanised steel, the chains are supplied in a tough vinyl carry bag for storage when not in use. Suitable for 48.26 cm (19) - 53.34 cm (21) wheels.



Aqua Sports Carrier†
VPLGR0107

Carries one sailboard, canoe or kayak (2 Kayak Carrier carries two kayaks or canoes). Includes lockable multi-purpose holder to carry oars or paddles. Tilts to facilitate easy loading/unloading. Features lockable straps and rubber supports to maintain optimum weight distribution whilst protecting the kayak and vehicle from scratches/scuffs. Maximum load capacity 45 kg.

Aqua Sports Carrier – 2 Kayaks (not shown)† VPLWR0099

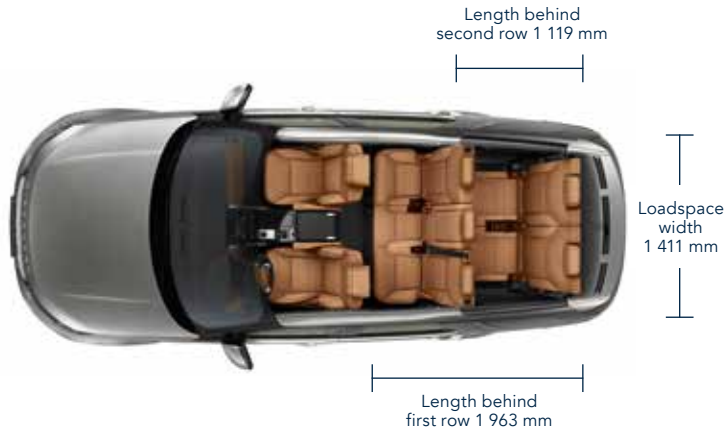


Luggage Carrier†
VPLRR0159

Flexible rack system to facilitate roof carrying. Maximum payload 61 kg†.

**The wireless phone charging cupholder does not provide a connection to InControl Apps. †Roof rails and cross bars are required for all Land Rover roof mounted accessories. Objects placed above the roof mounted satellite antenna may reduce the quality of the signal received by the vehicle and could have a detrimental effect on the navigation and satellite radio system, if fitted. ‡Maximum payload equals the load capacity of the roof mounted accessory. iPhone® is a registered trademark of Apple Inc., registered in the US and other countries.

DIMENSIONS AND CAPABILITIES



Standard Ride Height

With roof antenna 1 888 mm

Headroom

Maximum front headroom with panoramic roof 1 016 mm
Rear headroom 991 mm

Loadspace Capacity

Rear seats upright
Height 939 mm, Width 1 411 mm
Maximum loadspace volume 1 137 l
Maximum length at floor 1 119 mm

Rear seats folded
Length behind first row 1 963 mm
Height 939 mm, Width 1 411 mm
Maximum loadspace volume 2 406 l
Maximum length at floor 1 963 mm

Turning Circle

Kerb-to-kerb 12.3 m
Wall-to-wall 12.7 m
Turns lock-to-lock 2.7

Wading Depth

Maximum wading depth
Air suspension 900 mm
Coil suspension 850 mm

Width 2 220 mm mirrors out



Front wheel track
Air suspension 1 692 mm
Coil suspension 1 689 mm



Rear wheel track
Air suspension 1 687 mm
Coil suspension 1 685 mm



	A	B	C
Ride Height			
Approach Angle	34.0°	27.5°	30.0°
Ramp Angle	29.0°	22.2°	27.0°
Departure Angle			



TECHNICAL SPECIFICATION, PERFORMANCE AND KEY DATA

	DIESEL	PETROL	
	3.0 l Td6	2.0 l Si4	3.0 l Si6
	AUTOMATIC	AUTOMATIC	AUTOMATIC
POWER (kW)	190	221	250
Seats	5 / 7	5 / 7	5 / 7
ENGINE DATA			
Power (kW) / rpm	190 / 3 750	221 / 5 500	250 / 6 500
Torque (Nm / rpm)	600 / 1 750-2 250	400 / 1 500-4 000	450 / 3 500-5 000
Capacity (cc)	2 993	1 997	2 995
No. of cylinders	6	4	6
Valves per cylinder	4	4	4
Cylinder layout	Longitudinal V6	Longitudinal In-Line	Longitudinal V6
BRAKES			
Front type	2 x 48 mm sliding fist caliper	2 x 48 mm sliding fist caliper	Brembo M6 caliper
Front diameter (mm)	349	349	380
Rear type	45 mm sliding fist caliper	45 mm sliding fist caliper	43 mm sliding fist caliper
Rear diameter (mm)	325	325	365
Park brake	Integrated motor-on caliper	Integrated motor-on caliper	Integrated motor-on caliper
WEIGHTS (KG)			
Unladen Weight	2 298	2 162	2 223
Gross vehicle weight	3 050 / 3 170	2 900 / 3 070	2 990 / 3 130
Maximum mass on each axle (front)	1 500	1 500	1 500
Maximum mass on each axle (rear)	1 775 / 1 900	1 775 / 1 900	1 775 / 1 900
TOWING (KG)			
Unbraked trailer	750	750	750
Maximum towing	3 500	3 000	3 500
Maximum coupling point* / nose weight	350 / 150	350 / 150	350 / 150
Maximum vehicle and trailer combination (Gross Train Weight)	6 550 / 6 670	5 900 / 6 070	6 490 / 6 630
ROOF CARRYING (KG)			
Maximum roof load (including roof rack weight)	80	80	80
PERFORMANCE			
Maximum speed (km/h)	209	201	209
Acceleration (s) 0-100 km/h	8.1	7.7	7.1
Fuel tank capacity – usable (l)	85	90	89
Diesel Particulate Filter (DPF)	■	-	-

■ Standard – Not Available.

*With electrically deployable tow bar.

A WORLD OF LAND ROVER



LAND ROVER EXPERIENCE

Ever since its inception, Land Rover has been ready for anything. Its legendary capability has seen it tackle the most demanding of terrains, in the most difficult conditions. Its versatile interior has become synonymous with comfort and greater loadspace. And its 'can do' attitude has made it the most welcome of vehicles across the globe.

You can be part of the Land Rover story at one of our Land Rover Experience Centres. You can see how each and every one of these iconic vehicles is built. You can take one out onto off-road tracks where your driving skills will be put to the test. Or you can go even further on one of our Adventure Travel holidays to such countries as Tanzania, Iceland or Morocco.

Adventure awaits.

For more information, visit landrover.in/experiences



LAND ROVER ONELIFE

As a Land Rover owner, you can look forward to receiving a complimentary copy of Onelife magazine for three years. This award-winning Land Rover magazine is published twice a year and reaches customers in 40 countries. Each issue is filled with the latest Land Rover news and vehicles, insights into the technology and design that shape each vehicle, inspirational journeys and opinions from international experts.



LAND ROVER FINANCIAL SERVICES

Getting the keys to your very own Land Rover has never been so simple. And it's more affordable than you might think. New or used, for personal or business use, we have an option that puts you in complete control. Please speak to your nearest Land Rover Retailer to find out more.

For more information, visit landrover.com/financialservices

FLEET & BUSINESS

Land Rover is dedicated to being the premium manufacturer of choice for fleets and businesses, by providing a highly attractive range of vehicles and exemplary customer service.

Distinctive, capable and versatile, all Land Rover vehicles deliver low total cost of ownership through strong residual values, competitive service, maintenance and repair costs, and impressive fuel economy and CO₂ emissions.

We are also committed to providing a totally customer-focused aftersales service, which will ensure every Land Rover vehicle is kept on the road and in top condition, in the easiest and most cost-efficient way for businesses.

For more information, visit landrover.in/fleet-and-business



LAND ROVER COLLECTION

The vehicle is just the beginning. The latest Land Rover Collection is now available for you to discover.

A meticulous attention to detail doesn't stop with our vehicles. You'll find the same level of craftsmanship in all of our clothing, travel items and premium gift ideas. So whether you're shopping for yourself or a loved one, you know the quality is assured.

The Land Rover Collection includes ladies and gents clothing, an extensive range of small leather goods such as wallets, portfolios, iPad and iPhone cases along with briefcases and weekender bags. A range of cufflinks and ladies silk scarves add a luxury feel to the collection. There's a kids collection too, with colourful fun clothing, caps and replica model vehicles for them to enjoy.

View the collection online* at landrover.in/branded-goods or contact your nearest Land Rover Retailer for more information.



ROADSIDE ASSISTANCE

Land Rover Assistance provides assistance in motoring emergencies, from immobilisation due to breakdown or accident to minor problems such as punctures. You can rely on our roadside assistance, whatever the situation, wherever you happen to be.

For further details please consult your Warranty Benefits handbook, contact your nearest Land Rover Approved Service Centre or visit landrover.in/ownership

IMPORTANT NOTICE: Jaguar Land Rover Limited is constantly seeking ways to improve the specification, design and production of its vehicles and alterations take place continually. Whilst every effort is made to produce up to date literature, this brochure should not be regarded as an infallible guide to current specifications, nor does it constitute an offer for the sale of any particular vehicle. Distributors and Retailers are not agents of Jaguar Land Rover Limited by any express or implied undertaking or representation.

All Land Rover Approved Accessories fitted by a Land Rover Retailer within one month or 1 600 km/1 000 m (which ever occurs first) of the handover of a new registered vehicle will benefit from the same warranty terms and period of cover as the vehicle warranty. Accessories purchased outside of these parameters will be subject to a 12 month unlimited mileage warranty. All Land Rover Approved Accessories are rigorously tested to the same exacting standards as those applied to our vehicles. Performance in extreme hot and cold temperatures, corrosion resistance, impact and airbag deployment highlight some of the exhaustive product testing carried out to ensure accessories are both durable and importantly, continue to comply with current legislation. Some of the accessories featured are not available on all models. Please consult your nearest Land Rover Retailer for more information.

All our accessories are designed to be an integral part of Land Rover vehicles. While many items such as roof carriers are simple to fit, some products require specialist tools and diagnostic equipment to ensure correct integration with the vehicle structure and electrical systems. These products vary from market to market, please consult your Land Rover Retailer who will be pleased to advise you on current specifications and any query you may have.

The colours reproduced here are subject to the limitations of the printing process and may therefore vary slightly from the actual vehicle. The company reserves the right to alter or withdraw any colour finish without notice. Some of these colours may not be obtainable in your country. Please check availability of colours and current specifications with your Land Rover Retailer. Distributors and retailers are not agents of Jaguar Land Rover Limited and have absolutely no authority to bind Jaguar Land Rover Limited to any express or implied undertaking or representation.

Castrol EDGE Professional exclusively recommended by Land Rover.
Vehicle shown on front and back cover is HSE Luxury in Namib Orange.

Jaguar Land Rover Limited

3rd Floor, Nanavati Mahalaya,
18 Homi Mody Street,
Mumbai - 400 001 India

landrover.in

© Jaguar Land Rover Limited 2017.
1L4621800000BINEN01P

*Market delivery restrictions apply.

iPad and iPhone are trademarks of Apple Inc, registered in the US and other countries.

