

LS
LS500h















LEXUS
INTELLIGENCE
SIX



CONCEPT



The next-generation LS realizes the “Ultimate Experience of Visionary Anticipation”, a uniquely creative and emotional experience made possible by Lexus vision designed to capture the hearts of the next wave of world leaders.



» INTELLIGENCE





For Lexus, creating a flagship sedan is about much more than making a luxury vehicle. It goes without saying that it must symbolize Lexus, but it must also define the luxury car of the future, crystallize Japanese culture, and serve as an exemplary car to the world that exceeds customers' imagination. To realize this, in developing the LS we focused on the fusion of its personality and emotional appeal as a flagship

sedan, with performance that delivers the pinnacle of elegance, comfort and environmental friendliness, and perceived qualities defined by unique Japanese Takumi craftsmanship and advanced production technologies. We invite you to experience the LS and the future of Lexus with all your five senses.



DESIGN



The flowing silhouette with its low center of gravity shapes a spacious and inviting interior. Its innovative beauty that fuses unique Japanese Takumi skills with state-of-the-art technologies and refined sensibilities will transform urban landscapes worldwide.



» INTELLIGENCE



EXTERIOR

Expressing the design concept "Sensual Aggressive", the exterior fuses sensual beauty with the low center of gravity of a refined platform to generate anticipation of dynamic driving performance, endowing a unique presence that delivers the style and personality befitting a flagship sedan.



INTERIOR

Designed around the concept "Progressive Comfort", the interior combines a cockpit for focused concentration on driving with exquisite relaxation befitting an exceptional luxury sedan. The highly refined features and finish that evoke the aesthetic beauty of Japanese crafts, imbue a unique interior that appeals to sophisticated sensibilities.






PERFORMANCE



Smooth, rhythmic acceleration in keeping with the driver's feelings. Instant understanding of the driver's intended line, as optimal control makes for pleasant cornering. Thoroughly refined driving characteristics and a precisely honed body realize exhilarating driving like you've never experienced before.



» INTELLIGENCE



3.5-liter V6 engine (8GR-FXS)

The hybrid system's V6 engine integrates advanced technologies that include Dual VVT-i (Intake side: VVT-iW) and D-4S fuel injection system. Lightweight components further contribute to both powerful driving and outstanding environmental performance. A focus on reducing friction losses in the engine helps boost peak output revolutions from 6000 to 6600rpm.*



Multi Stage Hybrid System

The Multi Stage Hybrid System's 10-speed shift control provides a direct acceleration feel that follows the increase in engine rpms, together with excellent shifting rhythm. The Multi Stage Shift Device varies the combined output of the engine and motor,

amplifying engine torque and increasing drive force by 24%. It utilizes engine speed in a wide range from low to high speeds, harnessing maximum engine output from 50km/h, as well as enabling high-speed driving at lower engine rpms for a quiet ride.

Multi material body

To achieve high body rigidity, light weight and excellent safety performance, required optimizing the layout and use of hot-stamp, high-tensile steel for major body components such as the rockers, pillars and roof. To lower the center of gravity and moment of inertia, aluminum was used for the body framework located further from the vehicle's center of gravity, hood, trunk lid, fenders, doors and suspension towers, endowing the body with excellent turning characteristics.




FR (Front engine, Rear wheel drive) platform

The LS takes advantage of the FR platform to optimize front-to-rear weight distribution and the moment of inertia. The result is natural, smooth vehicle dynamics when cornering, accelerating and decelerating. The adoption of a low driving position and a layout that keeps the driver's hip point and the vehicle's center of gravity close together minimizes the distance between the driver and the axis of rotation, heightening the driver's feeling of oneness with the car. In this way, the packaging meticulously refines the inertia characteristics to deliver excellent response along with smooth, stable changes in posture during the sequence of movements involved in cornering.



Suspension

The front suspension utilizes low-friction oil in the shock absorbers to provide supple ride comfort. The development of a ball joint stud type cantilevered bushing for the rear suspension contributes to a sophisticated blend of handling stability and ride comfort.



VDIM (With integrated active steering control) + LDH

VDIM integrates control of engine, braking, steering and other functionality, including the EPS and LDH which controls the steering angle of the front and rear wheels, as a single system, to provide a high level of active safety together with driving pleasure. LDH optimizes the steering angle of all four wheels based on factors such as vehicle speed and steering inputs, to realize ideal vehicle dynamics for the driver's operation. The result is excellent vehicle stability during high-speed driving and nimble steering response in mid-speed driving on surfaces such as mountain roads.*



Drive mode select

Drive mode select provides integrated control of multiple systems to let you tune performance to suit your driving style. You can select and change between five modes: Normal, Eco, Comfort, Sport S and Sport S+ Modes. In addition, Custom Mode enables drivers to set their preferred settings for the powertrain, chassis and air conditioning.

* VDIM: Vehicle Dynamics Integrated Management. LDH: Lexus Dynamic Handling system. EPS: Electric Power Steering.



FEATURES



The LS offers advanced utility and fulfilling comfort befitting Lexus's flagship sedan, to provide a superb mobility experience for driver and passengers alike.

» INTELLIGENCE

4F

Together with its bold silhouette, the LED lamps symbolize the LS's flagship status. The narrow, slit-like 3-eye LED headlamps give the front face a powerful expression, which is heightened by the lasting impressions of the L-shaped LED rear combination lamps. The LS is designed so that through the actions of loading up your luggage, getting in and relaxing, you'll experience a heart-warming feeling of

convenience as you are enveloped in comfort. In the cabin, comfort-oriented functions provide exquisite relaxation, from the seats and air conditioning to the music and other entertainment features. Lexus hospitality has been carefully conceived down to the fine details to transform time spent in the LS into an exceptional experience.



Headlamps

The ultra-small 3-eye Bi-Beam LED headlamps combine advanced design with excellent light distribution. 16 LEDs in the sequential turn signal lamps illuminate sequentially in a flow from the inner side to the outside of the vehicle.

Rear combination lamps

All the rear combination lamps are LEDs, including the lamps on the trunk lid. The sequential turn signal lamps illuminate in a sharp, well-defined flow.



Door mirrors

Sculpting the inside of the mirror visor gives it a sharp shape, and creates more space between the mirror and front pillar, enhancing aerodynamic performance and reducing wind noise.



Hands-free power trunk lid

Even if both hands are full, when carrying the Electronic Key you can open and close the trunk lid automatically by moving your foot under the rear bumper.



Moonroof

An outer sliding mechanism slides the glass above the roof to create a spacious open feeling in the rear seats.



Trunk space

In hybrid models the battery is located behind the rear seats, creating 430 liters of luggage space.



22-way power rear seats and power ottoman

The power rear seats use motors and a newly-developed pneumatic system that inflates and deflates air bladders to make fine-grained adjustments to every aspect of the seats. The rear seat behind the front passenger's seat has a maximum 1022mm of foot room and a power ottoman that provides generous support to the lower legs so the occupant can relax in refined comfort. In addition, three position presets allow the occupant to choose their preferred posture. "Business" is the normal position. "Entertain" reclines the seatback to a relaxing angle and positions the front passenger's seat for optimal viewing of the rear seat display. "Relax" moves the front passenger's seat to the forward-most position and deeply reclines the rear seatback to optimize the rear seat space.



Rear multi-operation panel

The multi-operation panel in the rear center armrest puts intuitive control of the audio, air-conditioning, seat and relaxation functions, sunshades and lighting at your fingertips.

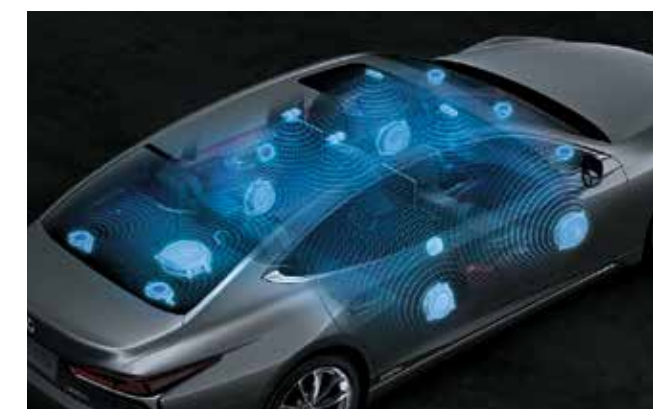
Rear seat entertainment system

The rear seat entertainment system includes 11.6-inch displays that automatically adjust with the seat position to maintain an excellent angle for easy viewing, a Blu-ray Disc player, SD card slot, and a HDMI jack that enables the connection of a computer or other devices. Rear seat passengers can also enjoy videos, music and other media stored on mobile devices using Miracast or DLNA (Digital Living Network Alliance).



Mark Levinson QLI Reference Surround Sound System

This newly-developed 16-channel 3D surround sound system drives 23 speakers. The 7 Unity speakers, ceiling speakers and QLI (Quantum Logic Immersion) surround technology fill the cabin with uniform sound quality, enveloping the listener in natural realistic sound with the precise positioning of a live sound stage, excellent separation and dynamic reproduction of sound sources.



Relaxation seats with warming function (Outboard rear seats)

Air bladders integrated into the seat cushion and seatback are inflated to apply pressure to the occupant's back and thighs. The system also utilizes dedicated heaters to promote relaxation through repeated warming and cooling. A total of seven programs for both the entire body (Full Body Refresh, Full Body Stretch and Full Body Simple) and specific parts of the body (Upper Body, Lower Body, Shoulder and Lumbar) can be selected.



Power sunshades (Rear doors, rear quarter windows and rear window)

The rear window sunshade covers the entire window on both sides with no gaps. Operation of the rear

quarter window sunshades is linked with the rear door window sunshades to provide comfort and privacy in the rear seats.



28-way power front seats

The newly-developed pneumatic system provides fine-grained support for every part of the body. Shoulder supports for the shoulder blades help steering operation. The upper body is also supported during cornering, enhancing the feeling of unity with the car. Hip support provides special support for the back of the hips, to help maintain posture during braking and cornering. Cushion side supports provide a high degree of grip, contributing to stable body hold during cornering.



Front refresh seats

Air bladders integrated into the seatback and seat cushion are inflated to apply pressure from the occupant's back to the thighs, contributing to a feeling of relaxation. Programs can be selected for the entire body as well as particular areas (Upper Body, Lower Body and Lumbar).

Remote Touch Interface

The Remote Touch Interface is designed for smartphone style operation. The cursor can be adjusted to stop following flick operation to suit the user's preferences. Pinch-in and pinch-out operation enables continuous in and out zooming.



Lexus Climate Concierge

Lexus Climate Concierge coordinates with the 4-zone independent temperature control to automatically control the auto air conditioner with the seat heaters, seat ventilation and steering wheel heater to provide optimal comfort for each occupant. The body surface temperature of occupants is detected by IR (Infra-red Rays) matrix sensors to quickly provide the optimal level of comfort for all occupants. It also detects sunlight in the early morning and at sunset and controls the vehicle's climate control system to maintain comfort.



Easy Access Buckles (Front seats)

To make the front seatbelts easy to use, the seatbelt buckle lifts up when the door is opened and then moves back down once the seatbelt is fastened.



Electronically controlled air suspension (With access mode)

In addition to the vehicle height adjustment function which can be switched between Normal and High settings, access mode automatically raises the vehicle to make ingress and egress easy.*1



Power easy access system

In addition to auto slide-away and return functions, the front seats feature auto lift-up function (Driver's seat only) and cushion side-away functions. For easy access, auto lift-up raises the seat lifter when the driver gets out and then returns it to the original seat position when the driver gets in. Cushion side-away opens the outboard side cushion supports to reduce the pressure on the thighs while getting in and out.*2

*1 To use access mode or to operate the air suspension while stopped requires changing the function settings.
*2 To use auto-lift-up requires changing the easy access system settings.


SAFETY



The aggressive performance of the LS as a driver's sedan is underpinned by active and passive safety measures that utilize advanced technologies to deepen your peace of mind.



» INTELLIGENCE





PUH (Pop Up Hood)

The innovative PUH helps to provide pedestrian protection in the event of a frontal collision, and at the same time enables a sporty design with a low hood line. When sensors mounted in the front bumper determine that the vehicle has collided with a pedestrian, the hood instantly pops up on four fulcrum points to create a space to help absorb the impact force.



LED cornering lamps/multi weather lights

The LED cornering lamps contribute to confident driving when turning left or right at night and in the rain by distributing more light in the direction of forward travel and to the sides. The multi weather lights help reduce glare caused by light from the headlamps projected forward when driving in fog at night, while providing sufficient light in front of the vehicle to give a good field of view.



Large color head-up display

The system helps the driver intuitively understand the information with animations projected on large 24-inch (600x150mm) display. The screen is divided into different areas to bring information like driving support & navigation to the driver's attention



Automatic rear seat reclining

When the rear seat is unoccupied, it automatically reclines in tandem with shift operation. If the headrest is raised, it also lowers to provide a wide field of view in the interior mirror.

SRS (Supplemental Restraint System) airbags


The LS features dual-stage SRS airbags (Front seats), SRS knee airbags (Front seats), SRS side airbags (Front and outboard rear seats) and SRS curtain shield airbags (Front and rear seats). SRS seat cushion airbags (Outboard rear seats) are also available for the power rear seats.*²

Panoramic View Monitor

Video that provides the driver with an image of the vehicle as if viewed from above is displayed on the 12.3-inch EMV (Electro Multi-Vision) display. It helps the driver to check conditions around the vehicle that are difficult to see in real time.*¹

Side Clearance View: Helps the driver to check safe clearance to the side of the vehicle.

Cornering View: Helps the driver to check clearance when turning left or right on a narrow road. When the Side Clearance View is active, the Cornering View is automatically displayed in response to steering operation.*¹



^{*1} Pedestrians, obstacles and other objects may appear different when displayed on the screen. Be sure to visually check your surroundings before you proceed.

^{*2} The SRS airbags are supplemental devices to be used with the seatbelts. The driver and all passengers in the vehicle must wear their seatbelts properly at all times. Never install a rear-facing CRS (Child Restraint System) on the front passenger's seat. For a forward-facing CRS, it is recommended you use it in the rear seats. Please do not use accessories for the seats which cover the parts where the SRS side airbags should inflate. Such accessories may prevent the SRS side airbags from activating correctly, causing serious injury (Lexus genuine seat covers are specifically designed for models equipped with the SRS side airbags). To find out about availability in your area, please inquire at your local dealer). The photo shows all the SRS airbags activated for display purposes only (the SRS side and curtain shield airbags only inflate on the side of the collision in an actual accident). For details on these and other important safety features, be sure to read the Owner's Manual carefully.

TAKUMI



Our Takumi craftsmen strive for perfection in every aspect of their work, actively seeking enhancements by applying constant care and dedication to their craftsmanship, blending their craftsmen's skills with the power of technology to better anticipate the future.



» INTELLIGENCE



EXTERIOR & INTERIOR
COLORS

The LS's "Effect of Element" color design concept is expressed in a richly varied worldview that complements pleasing variations in the shape of the exterior and interior with elements such as colors, material textures, three-dimensional finishes and lighting. Enjoy the pinnacle of refinement made possible by a tapestry of colors and materials.



Sonic Quartz <085>



Sonic Silver <1J2>



Sonic Titanium <1J7>



Manganese Luster <1K2>



Black <212>



Graphite Black Glass Flake <223>



Sleek Ecru Metallic <4U7>



Red Mica Crystal Shine <3R1>



Amber Crystal Shine <4X2>



Sonic Agate <3U3>



Deep Blue Mica <8X5>

<L-ANILINE LEATHER>



CAMEL Tri-tone color scheme of harmonious browns, creating a rich and glamorous impression unlike a monotone scheme

<SEMI-ANILINE LEATHER>



BLACK Simple and sporty



BROWN Rich brown brings out the classy feel of leather, giving the overall interior a mature impression



CRIMSON & BLACK Creates an elegant and mysterious interior space

<SEMI-ANILINE LEATHER>



WHITE Creates an extraordinary atmosphere, accentuating the broadly flowing forms

<TRIM>



Art Wood (Organic)



Art Wood (Herringbone)



Laser Cut Special

<LS COLOUR SELECTION MATRIX>

<LS Exterior Options>

085	SONIC QUARTZ	●
1J2	SONIC SILVER	●
1J7	SONIC TITANIUM	●
1K2	MANGANESE LUSTER	●
2I2	BLACK	●
223	GRAPHITE BLACK GF	●
3R1	RED MC. CS.	●
3U3	SONIC AGATE	●
4U7	SLEEK ECRU ME.	●
4X2	AMBER CS.	●
8X5	DEEP BLUE MC.	●

<LS Interior Options>

		Door Trim →	Semi Aniline Leather		Fabric - High	
		Ornamentation →	Art Wood Organic	Art Wood Herringbone	Art Wood Herringbone	Laser Cut Special
Package →	Luxury (Semi Aniline)	Black	●	X	X	
		Crimson & Black	X	●		
		White	●	X		
	Ultra Luxury (L Aniline)	Camel	X		X	●
		Brown			●	X

● <Available X Not Available

<NOISE-REDUCTION ALLOY WHEELS>



Specially designed and developed 20-Inch cast alloy noise-reduction wheels that reduce weight, enhance rigidity and suppress noise

DIMENSIONS <LS500h>



MAIN FEATURES <LS500h>

Dimensions	Overall L x W x H (mm)	5235 x 1900 x 1450
	Wheelbase (mm)	3125
	Ground Clearance	147mm
	Tread Front / Rear (mm)	1630 / 1635
Engine	Type	8GR FXS - EURO 6 - V TYPE
	Displacement (cc)	3456 cc
	Max Output	220 kW / 6600 rpm
	Max Torque	350 Nm / 5100 rpm
Motor Generator	Max Output	132 kW
	Max Torque	300 Nm
	Total System Output	264 kW
Chassis & Transmission	Suspension	AIR + Adaptive Variable Suspension + Ride Height Control
	Pitch & Bounce Control	Yes
	Brake	Front / Rear Disc Brake - 18" / 17"
	Tire	245/45RF20 (Run Flat)
	Transmission	Multi Stage Hybrid
Exterior Features	Headlamp	3 LED with Auto Levelling & Cleaner
	LED DRL, Clearance & Cornering Lamp	Yes
	Turn Signal Lamps	LED Sequential
	Luggage Door Kick Sensor	Yes (Power trunk lid hands free operation)
	Soft Door Close	Yes - Auto & Easy Closure Doors
	Wiper Blade	Aqua Arm Wiper Blades
	Moon Roof	Yes
Interior Features	Seat Cover Material	Semi Aniline Leather / L Aniline Leather
	Steering Wheel	Wood + Leather Pad + Heater
	Steering	EPS
	Electro Multi Vision Display	12.3" EMV Screen
	Clearance & Back Sonar	Yes
	Cruise Control	Yes
	Back Guide Monitor	Yes - Panoramic View Monitor
Comfort & Convenience	Front Seat Headrest	Power + Butterfly + Fall Down
	Rear Seat Headrest	Power + Memory + Butterfly
	Front Seat Slide	Driver 260mm & Passenger 420 mm
	Front Seat Adjuster	Memory + Cushion Length Adjuster + 28-way adjustable
	Rear Seat Adjuster	Power + Ottoman + 22-way adjustable
	Sunshade *1	Power Back + Rear Side + Quarter
	Seat Massage Function *2	Front + Rear
	Seat Heater	Front + Rear
	Seat A/C	Front + Rear
	Air Conditioner *3	Lexus Climate Concierge - Auto 4 Zone + IR Sensors
	Drive Mode Select	6 Modes (Normal / Eco / Comfort / Custom / Sport S / Sport S+)
	Minus ion generator	Yes (With Nono-e)
	Navigation	Yes
	Audio *4	Mark Levinson 23 Speakers - 2,400 Equivalent Total Watts
Rear Seat Entertainment	Dual RSE Monitors - 11.6" HD	
Safety & Security	Anti Theft System	Immobilizer + Siren + Intrusion Sensor + Inclination Sensor
	ABS	Yes
	Brake	Front 18" + Rear 17"
	Tire Inflation Pressure Warning	Yes
	Vehicle Stability Control (VSC)	Yes
	Hill Assist Control (HAC)	Yes
	Adjustable Seat Belt Anchorage	Driver & Passenger
	Front Seat Belt	ELR (Emergency Locking Retraction) + TR (Tension Reducer) + Pretensioner + Force Limiter + Easy Access Buckle
	Rear Seat Belt	ELR (Emergency Locking Retraction) + TR (Tension Reducer) + Pretensioner + Force Limiter
	Airbags	14 Airbags
Head Up Display	Yes - 600mm x 150 mm (Largest in Class)	

World First Features

*1 A power rear sunshade which shades the whole area of the rear window
*2 Providing pressure application areas in both the seatbacks and seat cushions

*3 IR (Infrared Rays) matrix sensor with the sensing area covering all seats
*4 QLI (Quantum Logic Immersion) Reference surround sound system