



IGNIS



THE TOUGH URBAN

It's sporty. It's tough. Tough enough to take on the urban chaos. The busy roads. The narrow lanes. In the concrete jungle, it's a species that doesn't bow down to these elements. But moves through them. Quickly. Easily. With a design that's perfect to take on the rugged terrains of this habitat. It's the Tough Urban Ignis. Compact Urban SUV.

| IT'S TOUGH. IT'S SPORTY.

Spotting the Ignis in the chaos is quite easy. With an Imposing Chrome Grille and Sturdy Front Skid Plate, it makes its presence felt in every corner, leaving those who glance upon it in awe. Get ready for attention as you zip through the streets.

| STANDS HIGH. LOOKS TOUGH.

The Ignis has a Striking Rear Spoiler and a Sturdy Rear Skid Plate, which makes for a wider and tough look. The high SUV like stance makes the Ignis easy to get in and out off. Moreover, its higher seating gives you better visibility. It's a car that looks tough and is easy to manoeuvre through any road.





| SPACIOUS AND COMFORTABLE

1 It's a tough world out there. But thankfully the story is different inside the Ignis. The spacious cabin and comfortable interiors will keep you calm, no matter what's outside.

| PEPPY 1.2L VVT PETROL ENGINE

2 The Ignis ensures a peppy performance with a BS VI compliant 1.2L VVT Petrol Engine. This finely tuned engine is perfectly optimised to give you a great drive, whether you're cruising along the streets, or manoeuvring through the narrow lanes.

| AUTO GEAR SHIFT

3 The pace might be fast in the urban jungle but the traffic is slow. Worry not. The Ignis with Auto Gear Shift makes every drive smoother and more comfortable, without compromising on efficiency.

| SMARTPLAY STUDIO

4 The Smartplay Studio allows you to text, call, play music and navigate easily through the city using steering mounted controls, or by simply using your voice*. Not only this, the feed from the rear camera allows you to easily park the car in the toughest of spots.

| AUTOMATIC CLIMATE CONTROL

5 The Ignis is always comfortable as the Automatic Climate Control feature maintains the desired temperature for you.

1

2



3



4



5



*Application features and displays may vary depending on different operating systems or Smartphone devices being used.

Avoid using the phone while driving for your safety.



Scan the QR code to configure the Ignis and truly make it your own.

TECHNICAL SPECIFICATIONS

DIMENSIONS	PETROL
Length x Width x Height (mm)**	3700 x 1690 x 1595
Wheel Base (mm)	2435
Seating Capacity	5
Boot Space (With Parcel Tray)##	260 L
Fuel Tank Capacity	32 L
TRANSMISSION	5 MT / AMT
ENGINE	VVT
Type	1197
Displacement (cc)	4
Number of Cylinders	61@6000
Max Power (kW@rpm)	113@4200
Max Torque (Nm@rpm)	BS VI
Emission Type	
DRIVE PERFORMANCE	
Front Brakes	Disc
Rear Brakes	Drum
Front Suspension	McPherson Strut
Rear Suspension	Torsion Beam
Power Steering Type	Electrical
Turning Radius	4.7 m
Tyre Size	175/65R 15
Kerb Weight (kg)	840 - 865
EFFICIENCY	
Fuel Efficiency (km/l)#	20.89

**Width with body kit.

#Fuel efficiency as certified by test agency under rule 115 of CMVR 1989. ##VDA Method.

FEATURE LIST

	Sigma	Delta	Zeta	Alpha
	Petrol	Petrol	Petrol	Petrol
FUEL TYPE				
TRANSMISSION	MT	MT/AMT	MT/AMT	MT/AMT
EXTERIOR				
Body Coloured Door Handles	✓	✓	✓	✓
Body Coloured ORVMs	✓	✓	✓	✓
Turn Signal on ORVM	—	✓	✓	✓
Door Sash Black-out	—	✓	✓	✓
Fender Arch Moulding	—	✓	✓	✓
Side Sill Moulding	—	✓	✓	✓
Roof Rails	—	✓	✓	✓
Roof Spoiler	—	✓	✓	✓
Wheel Cover	—	✓	—	—
Fog Lamps	—	—	✓	✓
Front Grille with Chrome Accents	—	—	✓	✓
Alloy Wheels	—	—	✓	✓
Puddle Lamp	—	—	—	✓
LED Projector Headlamps	—	—	—	✓
Daytime Running Lamps (DRL)	—	—	—	✓

	Sigma	Delta	Zeta	Alpha
INTERIOR				
Headlamp Leveller	✓	✓	✓	✓
Driver & Co-Driver Sun Visor	✓	✓	✓	✓
Gear Shift Indicator	✓	✓	✓	✓
Dual Tone Dashboard	—	✓	✓	✓
Co-Driver Vanity Mirror	—	✓	✓	✓
Tachometer	—	✓	✓	✓
Chrome Accents on AC Louvers	—	✓	✓	✓
Meter Accent Lighting	—	—	—	✓

Spare Wheel in all variants is steel type.

FEATURE LIST

	Sigma	Delta	Zeta	Alpha
	Petrol	Petrol	Petrol	Petrol
FUEL TYPE				
TRANSMISSION	MT	MT/AMT	MT/AMT	MT/AMT
ENTERTAINMENT				
Antenna	✓	✓	✓	✓
Steering Mounted Audio & Calling Controls	—	✓	✓	✓
Voice Command System	—	—	✓	✓
Audio Player with AM/FM, CD, USB & Bluetooth	—	✓	—	—
Audio Remote Control	—	✓	—	—
Speakers	—	2	4	4
Tweeters	—	—	2	2
Navigation System with Live Traffic Update (Through Smartplay Studio App)	—	—	✓	✓
17.78 cm Touchscreen Smartplay Studio	—	—	✓	✓

	Sigma	Delta	Zeta	Alpha
COMFORT AND CONVENIENCE				
Foot Rest	✓	✓	✓	✓
Front Power Windows	✓	✓	✓	✓
Auto Down Driver Power Window	✓	✓	✓	✓
Tilt Steering	✓	✓	✓	✓
12 V Accessory Socket	✓	✓	✓	✓
Cup Holder/Bottle Holder	✓	✓	✓	✓
Air Conditioner with Heater	✓	✓	✓	✓
Remote Keyless Entry	—	✓	✓	✓
Electrically Adjustable ORVM	—	✓	✓	✓
Day and Night IRVM	—	✓	✓	✓
Rear Seat Adjustable Head Restraints	—	✓	✓	✓
Rear Seat 60:40 Split	—	✓	✓	✓
Rear Power Windows	—	✓	✓	✓
Luggage Lamp	—	✓	✓	✓
Parcel Tray	—	✓	✓	✓
Engine Push Start/Stop Button	—	—	✓	✓
Electrically Folding ORVM	—	—	✓	✓
Automatic Climate Control	—	—	—	✓
Driver Seat Height Adjuster	—	—	—	✓

	Sigma	Delta	Zeta	Alpha
SAFETY				
High Speed Warning Alert^	✓	✓	✓	✓
ESP with Hill Hold Assist	✓	✓	✓	✓
Key Left Reminder	✓	✓	✓	✓
Headlamp On Reminder	✓	✓	✓	✓
Overtaking & Turn Indicator	✓	✓	✓	✓
Immobilizer (Anti-theft Security System)	✓	✓	✓	✓
Driver & Co-Driver Seat Belt Reminder	✓	✓	✓	✓
Front Wiper and Washer	✓	✓	✓	✓
Speed Sensing Auto Door Locking	✓	✓	✓	✓
High-mount LED Stop Lamp	✓	✓	✓	✓
Childproof Rear Doors	✓	✓	✓	✓
Rear Parking Sensor	✓	✓	✓	✓
Security Alarm System	—	✓	✓	✓
Rear Defogger	—	—	✓	✓
Rear Wiper	—	—	✓	✓
Rear View Parking Camera	—	—	—	✓


^If the vehicle's speed exceeds 80 km/h, then the primary level warning will beep twice every minute. If the speed goes above 120 km/h, the secondary level warning will keep beeping. If the vehicle's speed slows down to 118 km/h, primary warning will resume. If the vehicle is slowed down to 78km/h, speed alert warning will stop. This buzzer does not indicate any malfunction in this vehicle.

NEXA Safety Shield


Standard Across All Variants

- SUZUKI-TECT BODY
- DUAL FRONT AIRBAGS
- ABS WITH EBD
- SEAT BELT PRE-TENSIONERS WITH FORCE LIMITERS
- ISOFIX CHILD SEAT ANCHORAGES
- PEDESTRAIN PROTECTION COMPLIANCE
- FULL FRONTAL IMPACT COMPLIANCE, FRONTAL OFFSET IMPACT COMPLIANCE, SIDE IMPACT COMPLIANCE


AVAILABLE COLOURS




Turquoise Blue (Except Sigma)



Lucent Orange (Except Sigma)



Nexa Blue



Glistening Grey



Silky Silver

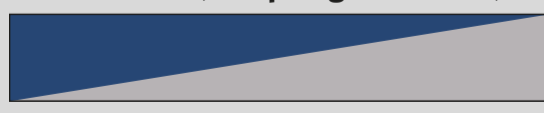


Pearl Arctic White

Dual Tone (Except Sigma & Delta)



Nexa Blue with Black Roof

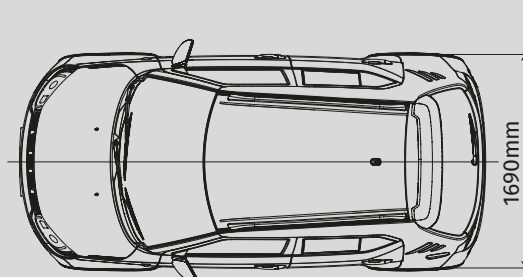
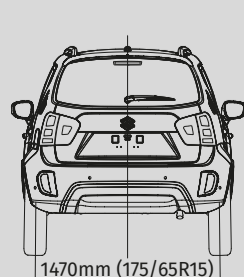
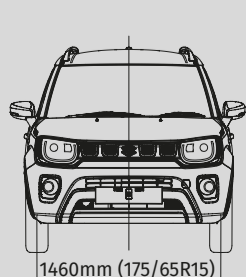
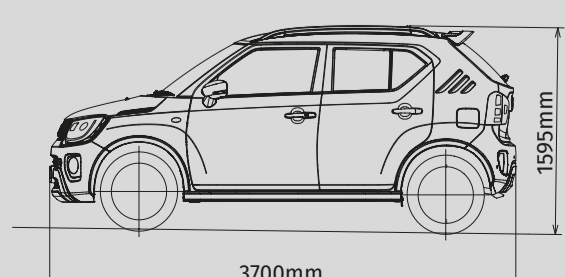


Nexa Blue with Silver Roof



Lucent Orange with Black Roof

Maruti Suzuki India Limited reserves the right to change, without notice, price, colours, equipment specifications, and models and also to discontinue models and/or replace any part or accessory with any other product. Accessories and features shown in the pictures may not be a part of standard equipment and will differ according to the variant. Car colour may vary due to printing on paper. Any offers made will be subject to availability of the product. For more details, contact your nearest NEXA dealership.



NEXA | www.nexaexperience.com