



VF6

BUILT SLEEK. FEELS SMART.



5-Star Safety Rating by BNCAP



Images shown are for illustrative purposes only. Features and specifications may vary by trim and are subject to change without prior notice.

SLEEK DESIGN MEETS SMART TECHNOLOGY.

From the house of Torino Design Studio, the VF 6 is a modern and futuristic car with a harmonious balance of human touch and intuitive technology.

Designed to make everyday drives with your loved ones feel like a true luxury.



A SLEEK SILHOUETTE. A SMART IMPRESSION.

The VF 6 brings sleek design and smart comfort together in an SUV made for your loved ones. From the signature V light to the panoramic glass roof, every detail is shaped to deliver style, safety and a sense of pride while feeling utmost comfort.



SIGNATURE V LIGHTING

Signature V lighting guides the way while making every journey feel stylish.



INTELLIGENT ILLUMINATION

Auto-levelling headlamps adapt for clarity and add effortless convenience. The welcome and follow-me-home lighting brightens every moment.



SMART ORVMs

From glare to tight turns, these smart mirrors adapt instantly with power adjust, power fold, heating, reverse-link and LED turn indicators for effortless control.



FORM MEETS FUNCTION

Edge-to-edge roof, refined rails, R18 machine-finished alloys, chrome window garnish and intuitive rain-sensing wipers - designed for standout style and everyday ease.

FEEL THE JOY OF GOING THE DISTANCE.

A cabin that's designed around your needs and wants. Premium vegan seats, leatherette steering and soft-touch surfaces turn every journey into an effortlessly refined experience.



PREMIUM VEGAN LEATHER

Materials that care as much as you do. Comfortable, durable and crafted for journeys that matter across seats, steering, doors and dashboard for a truly premium feel.

EVERY SEAT A POWER SEAT

Comfort for every drive with dual-tone interiors, 8-way powered driver seat, leatherette steering wrap and vegan-leather upholstery crafted for effortless ease.

COLOURED HUD

Everything you need, instantly in view. Keep your eyes forward while the head-up-display keeps you in command.

PIANO-INSPIRED GEAR SELECTOR

Horizontally designed, each key offers a satisfying touch, turning every shift into a seamless interaction. It's the button you'll love the most for the unmatched convenience it brings.

SMART FEATURES. SMARTER DRIVES.

Experience comfort and control on every journey you take together.



DUAL-ZONE AC WITH AIR IONIZER & PM 1.0 FILTER

Comfort of purified air.



EPB WITH AUTO HOLD

Stops made simple, starts made effortless.



GENEROUS BOOT SPACE

All the room you need, for everything you love.



AUTO-DIMMING BEZEL-LESS IRVM

Smart glare control for effortless night driving.



ALL-WINDOW AUTO UP/DOWN WITH ANTI-PINCH

Comfort and safety, at the touch of a button.



SPECIAL DRIVE MODES - CAMP, WASH, PET & VALET

Smart modes for every experience.

FEEL POWER. AND THE POWER TO COMMAND IT.

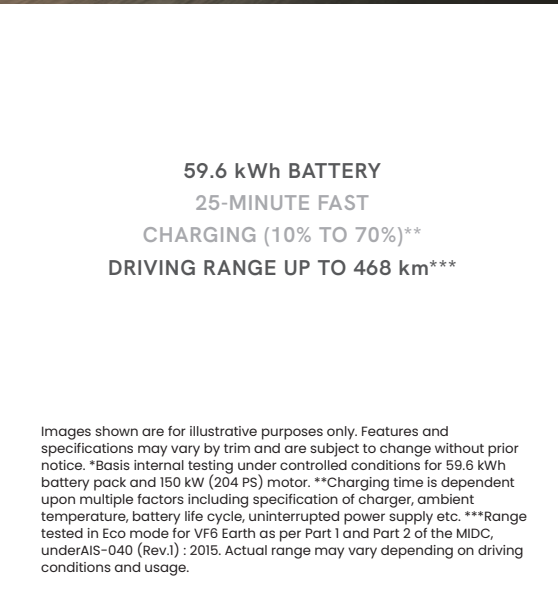
Precision handling, intuitive tech and thoughtful features make every urban journey effortless, safe and enjoyable for you and your loved ones.



150 kW (204 PS) MAX POWER
310 Nm MAX TORQUE
0-100 km/h IN 8.9 SECONDS*



7 AIRBAGS
ADAS 14-FEATURE
360° CAMERA



59.6 kWh BATTERY
25-MINUTE FAST
CHARGING (10% TO 70%)**
DRIVING RANGE UP TO 468 km***



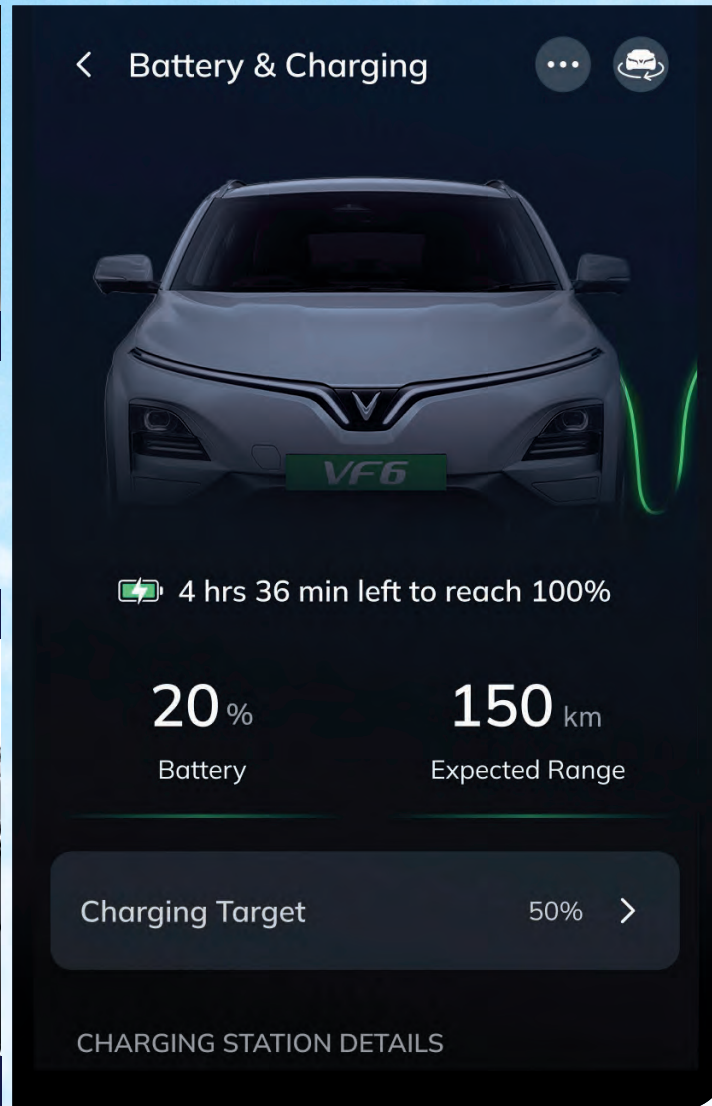
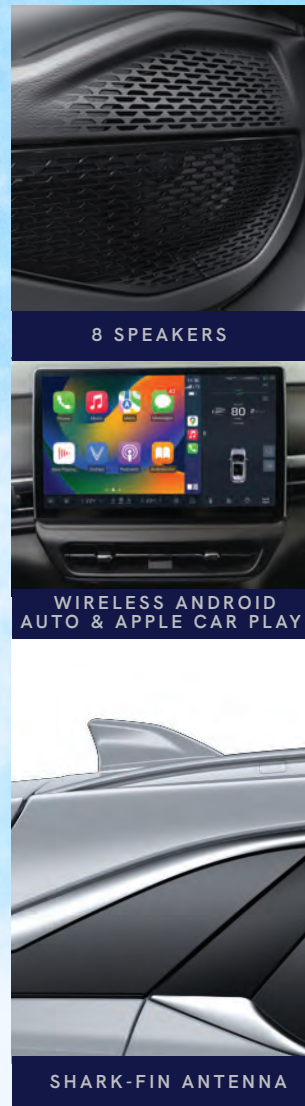
190 mm UNLADEN GROUND CLEARANCE
TYRE PRESSURE
MONITORING SYSTEM
ALL DISC BRAKE
ABS, EBD, BA, ESC, TCS,
HSA, ROM, ESS, IDB.



Images shown are for illustrative purposes only. Features and specifications may vary by trim and are subject to change without prior notice. *Basis internal testing under controlled conditions for 59.6 kWh battery pack and 150 kW (204 PS) motor. **Charging time is dependent upon multiple factors including specification of charger, ambient temperature, battery life cycle, uninterrupted power supply etc. ***Range tested in Eco mode for VV6 Earth as per Part 1 and Part 2 of the MIDC, under AIS-040 (Rev.1) : 2015. Actual range may vary depending on driving conditions and usage.

SEE THE WORLD WITH YOUR WORLD.

Stay seamlessly connected to your drives, your car and your loved ones, effortlessly.



VF 6 TECHNICAL SPECIFICATION			
	VF 6 Earth	VF 6 Wind	VF 6 Wind Infinity
Electric Drivetrain			
Max. Power (kW (PS))	(130 kW (177 PS))	(150 kW (204 PS))	
Max. Torque (Nm)	250	310	
Driveline	FWD		
Range (km) as per MIDC Part 1 + Part 2 Cycle*	468	463	
Acceleration 0 to 100 km/h (s)	10.4	8.9	
Battery & Charging			
Usable Battery Capacity	59.6 kWh		
Charge Port	CCS2		
AC Charging	Up to 7.2 kW		
DC Charging	100 KW		
Fast Charging (minutes)**	25 (For 10% to 70%)		
Portable charger	3.3 kW (16 A)		
Dimension			
Length (mm)	4241		
Width (mm)	1834		
Height (mm)	1615		
Wheel Base (mm)	2730		
Unladen Ground Clearance	190		
Boot Space (L)	423		
Weight			
Curb Weight (kg)	1962	2028	
Wheel & Tyre			
Tyre & wheel	225/60 R17 (D=436.6 mm)		
	225/55 R18 (D=462 mm)		
Brakes			
Front & Rear	Disc		
Electronic Parking Brake	YES		
Auto Hold	YES		
Suspension			
Front Suspension	MacPherson independent		
Rear Suspension	Control blade independent		
Smart Drive Features			
Regeneration Brake Modes	Off/Low/Medium/High		
Selectable Driving Modes	Eco/Normal/Sport		

VF 6 FEATURE LIST			
	VF 6 Earth	VF 6 Wind	VF 6 Wind Infinity
Exterior			
Headlamp	LED Projector		
Automatic Headlamp	YES		
Auto Levelling	YES		
Follow-me-home	YES		
DRL	LED		
Front Signature V light	YES		
Rear Signature V light	YES		
Taillamp	LED		
Wheel	Silver finish alloy	Machine cut alloy	
Acoustic Windshield	YES		
ORVM Adjustment	Power fold, power adjustment		
ORVM Reverse Link	Passenger side		
Heated ORVM	NO	YES	
Side Turn Indicator	LED ORVM mounted		
Shark fin Antenna	YES		
Window Trim	Chrome		
Roof Rail	NO	YES	
Keyless Entry	YES		
Interior			
Steering	D-cut, multi-function		
Steering Wheel Wrap	Vegan leather		
Steering Wheel Adjustment	Tilt & telescopic		
Seat Upholstery	Fabric	Vegan leather	
Driver Seat Adjustment	6-way power	8-way power	
Ventilated Front Seats	NO	YES	
HVAC	Automatic one-zone	Automatic dual-zone	
Air Filter	YES	PM1.0	

VF 6 FEATURE LIST			
	VF 6 Earth	VF 6 Wind	VF 6 Wind Infinity
Interior			
Air Ionizer	NO	YES	
Rear AC Vents	YES		
Head-up Display (HUD)	NO	YES	
USB Ports	Front - 2 Type A, Rear - 2 Type A & 1 Type C (90W)		
Rear Center Armrest	YES, with cupholders		
Rear Seat Split	60:40		
Power Windows	All one touch up and down		
Anti Pinch Windows	YES (4)		
Edge-to-Edge Panoramic Glassroof	NO	YES	
Keyless Start	YES		
Bezel-less Auto Dimming IRVM	YES		
Footwell light	YES		
Glove box light	YES		
Luggage compartment light	YES		
Wireless charger	NO	YES	
Safety			
ABS, EBD, BA, ESC, TCS	YES		
Hill Start Assist (HSA)	YES		
Airbags	7 Airbags (Driver, Co driver, Front Sides, Curtain & Driver Knee)		
Rain-sensing Wipers	YES		
Tire Pressure Monitoring System (TPMS)	YES, dTPMS		
Roll Over Mitigation (ROM)	YES		
Emergency Signal System (ESS)	YES		
Rear Parking Sensors	YES		
360° Surround View Monitoring (SVM)	YES		
Rear Seat ISOFIX Latch	YES		
Theft-alarm	YES		
Immobilizer	YES		
Speed-sensitive Auto Doorlock	YES		
Seatbelt Reminder	All seats		
ADAS Features			
Blind Spot Detection (BSD)	YES		
Lane Centering Control (LCC)	NO	YES	
Auto Lane Changing Assist (ALCA)	NO	YES	
Lane Departure Warning (LDW)	NO	YES	
Lane Keeping Assist (LKA)	NO	YES	
Emergency Lane Keeping (ELK)	NO	YES	
Automatic Emergency Brake	NO	Front & Rear	
Forward Collision Warning (FCW)	NO	YES	
Rear Cross Traffic Alert (RCTA)	NO	YES	
Automatic High Beam (AHB)	NO	YES	
Driver Drowsiness and Attention Warning (DDAW)	NO	YES	
Cruise Control	YES	Adaptive Cruise Control (ACC)	
Door Open Warning (DOW)	NO	YES	
Connectivity & Smart Features			
Infotainment Screen	32.76 cm		
Audio system	6 speakers	8 speakers	
Special Modes (Camp, Pet, Wash, Valet)	YES		
Wireless Android Auto and Apple CarPlay	YES		
Games	YES		
On-board Diagnostics	YES		
Firmware Over The Air (FOTA)	YES		
Remote Vehicle Control (Door, Window, HVAC, Special mode) from Smartphone App	YES		
Monitor Vehicle (Location, Status, Operation Indices) from Smartphone App	YES		
Receive Notification (Intrusion Alert, OTA update) from Smartphone App	YES		



Features and specifications can change without prior notice. *Range tested in Eco mode as per Part 1 and Part 2 of the MIDC, under AIS-040 (Rev.1): 2015. Actual range may vary driving conditions and usage. **Applicable for new battery packs. Charging time is dependent upon multiple factors including specifications of charger, ambient temperature, battery life cycle, uninterrupted power supply etc.