



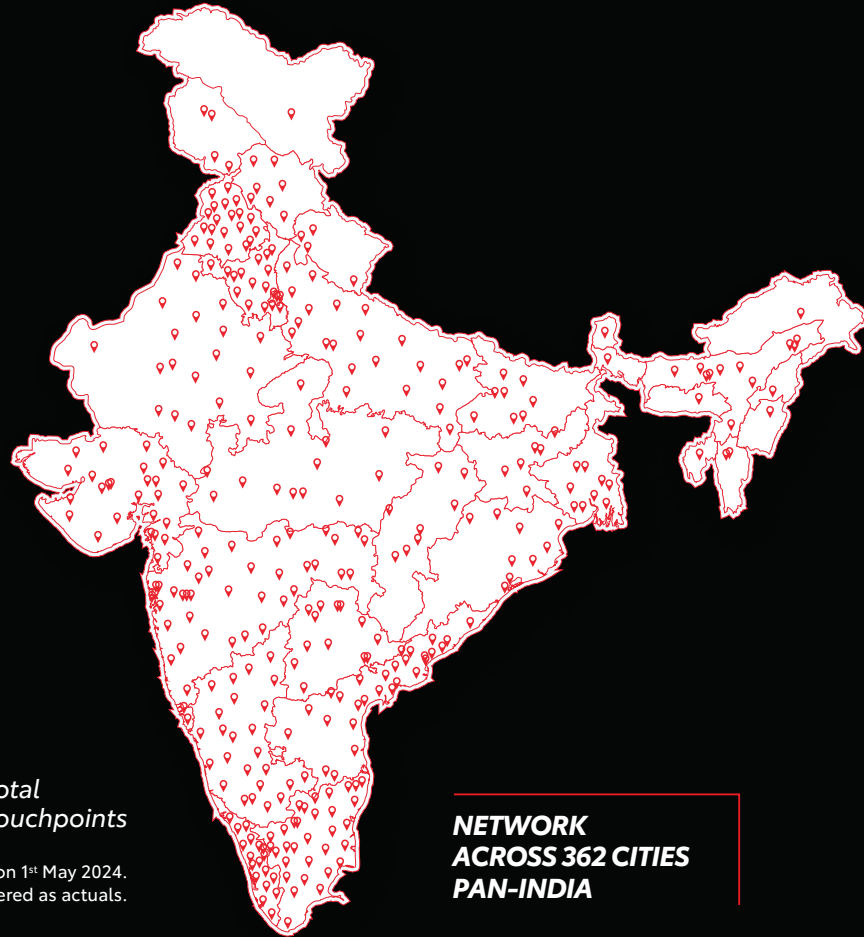


DEALER NETWORK

EXCLUSIVELY FOR YOU

-  ENJOY WARRANTY UP TO 3 YEARS / 1 00 000 KM
-  EXTENDED WARRANTY UP TO 5 YEARS / 2 20 000 KM
-  GET A PERIODIC SERVICE IN JUST 60 MINS VIA EXPRESS MAINTENANCE
-  BE ASSURED WITH 24-HOUR ROADSIDE ASSISTANCE
-  BOOK YOUR SERVICE IN JUST A FEW CLICKS



* Toyota Sales & Service network as on 1st May 2024.
** Map and locations are indicative only. Not to be considered as actuals.



Scan to Explore More

















For more information, visit www.toyotabharat.com You can Talk to Toyota at 1800-309-0001 (BSNL/MTNL Toll Free No.) or +91-80-45059000 (Direct No.)
Note: Vehicles pictured and specifications detailed in this brochure may vary between models and equipment. Addition of extra features may change figures in this chart. Toyota Kirloskar Motor Pvt. Ltd. reserves the right to alter the details of specifications and equipment without a notice. Actual colour of the vehicle body & upholstery might differ slightly from the images depicted in this brochure. Features are grade specific.

*Segment is defined by comparable UVs whose length lies between 466.0 cm - 476.0 cm , width between 184.0 cm - 189.0 cm & Petrol engine capacity between 0.001500 m³ - 0.002000 m³

 /ToyotaIndia |  /Toyota_India |  /toyota.india |  /ToyotainIndia



MY NEW **HY**

INNOVA
HyCross
Self-Charging Hybrid Electric Vehicle





The Toyota Innova needs no introduction. It's the most-loved family car of India for over 17 years. Conquering the hearts, minds and roads across the nation, the Innova is today not just India's No.1 family car, but a national pride. It's an icon and a living legend that has spearheaded innovation, won numerous accolades, but isn't satisfied with resting on its laurels. Always delighting people with its comfort, spaciousness and reliability since its introduction in 2005, the Innova is now levelling-up from legendary to an all-new HY.

The beginning of a new HY

17 years ago, we started a journey.

We built a legacy on the joy of families.

Became a household name by conquering hearts.

Proving everyday, there's only one.

But there comes a time when change is inevitable.

Rewriting the rule books of convention,

we set the order higher than ever before.

The most-loved family car of India is all geared-up

to unleash an abundance of HY experiences for you.

THE ALL NEW INNOVA HYCROSS



MY NEW OF STYLE **HY**

The new Innova HyCross has elevated its design to a new HY. Developed on the concept of Innovative Multipurpose Crossover (IMX) the new Innova HyCross offers the presence and poise of a SUV along with the spaciousness of a MPV.

The muscular SUV stance and stature of the new Innova HyCross is accentuated by its glamorous yet tough Front Grille and a raised Bonnet Line heralding a new era. The remarkable Tri-eye LED Headlamps with Dual Function DRLs and Super Chrome Metallic Alloy Wheels underline its sophisticated look.

Not only the frontage, the new Innova HyCross is crafted with strong character lines and fender flares to amplify the SUV presence from any angle. The surface emitting LED Tail Lamps, the Rear Roof Spoiler and the Chrome Belt Line provide a distinctive signature to the Innova HyCross.



Imposing Grille & Bumper



Tri-Eye LED Headlamps



FIRST-IN-SEGMENT
Dual Function [DRL + Indicator]



Surface Emitting LED Tail Lamps



Sporty Roof Spoiler



*R18 (45.72 cm) Gunmetal Grey
Metallic Alloy Wheels*




Curved Tailgate with Strong Shoulder Lines



MY NEW **HY** OF COMFORT

The new Innova HyCross attains a new HY when it comes to comfort. The first-in-segment Quilted Leather Powered Ottoman Seats and Panoramic Sunroof with Mood Lighting take comfort notches higher. Add to that Ventilated Front Row Seats and the Multi-Zone AC with which you get to set two different temperatures for the front and rear passengers. It lets you indulge in coziness and comfort that is out of this world. Moreover, the 9 Speaker JBL System (Including Subwoofer) will immerse you in an ambience of sonic sensory bliss like no other.

Advanced connected features like Remote Vehicle Ignition, Smartwatch Connectivity, Stolen Vehicle Tracker, Find My Car, Remote Windows, Trunk Close and the like takes convenience to a new HY while empowering you to take control of almost every aspect of the car remotely.



FIRST-IN-SEGMENT Ventilated Seats



Panoramic Sunroof with Mood Lighting and Roof Mounted AC Vents



Dark Chestnut Dual Tone Dashboard with Soft Touch Instrument Panel



17.8 cm TFT Instrument Cluster



FIRST-IN-SEGMENT Power Back Door



360° Camera View*



FIRST-IN-SEGMENT Rear Sunshade



9 Speaker JBL System (Including Subwoofer)



8-Way Powered Driver Seat with Memory Function



FIRST-IN-SEGMENT Multi-zone AC (Front & Rear)



FIRST-IN-SEGMENT Electrochromic IRVM



25.65 cm Connected Touchscreen Audio



Spacious Cabin with Comfortable 3rd Row Seats



Quilted Dark Chestnut Leather Seats



Tilt Down Split Seats/ Flat Fold Seats



FIRST-IN-SEGMENT *Powered Ottoman Seats with Long Slide*



MY NEW **HY** OF PERFORMANCE

The new Innova HyCross is a powerhouse of performance. Not surprising, as it's propelled by the latest 2.0 Litre Toyota New Global Architecture (TNGA) Petrol Engine and a Hybrid Electric Motor based on the most advanced 5th Generation Self-charging Hybrid Electric Technology.

Moreover, the evolution to a Monocoque Frame has further enhanced driving performance and comfort along with achieving best-in-class efficiency of 23.24 km/l for the new Innova HyCross Hybrid.*

The sophisticated Paddle Shifters and Drive Modes let you enjoy the pure, refined performance at a whole new HY. The Innova HyCross also comes with an option of a Gasoline Powertrain coupled with Direct Shift CVT on select variants. This makes for an exhilarating and economical drive showcasing class-leading fuel economy of 16.13 kmpl.*

* Fuel Efficiency as Certified by Test Agency under Rule 115 of CMVR, 1989 under standard test conditions, Actual Mileage on Road may vary.



The new Innova HyCross is a beacon of sustainability and eco-consciousness thanks to its Self-charging Hybrid Electric Technology and refined 2.0L TNGA engine. Reducing emissions and carbon footprint as well as the use of fossil fuels, it protects the environment, creating a cleaner, greener and healthier future for generations to come.



FIRST-IN-SEGMENT
Paddle Shifters



Drive Mode Switch



FIRST-IN-SEGMENT
TNGA Hybrid Petrol Engine
with E-drive Transmission



TNGA Petrol Engine with
Direct Shift CVT



5th Generation Self-charging Hybrid Electric Technology



MY NEW **HY** OF SAFETY

With the new Innova HyCross, we have taken safety to a new HY using TOYOTA SAFETY SENSE™ (TSS). Because, at Toyota, nothing is above your safety and well-being. Dynamic Radar Cruise Control, Lane Trace Assist, Blind Spot Monitor, Rear Cross Traffic Alert, Pre-Collision System (Warning) and the like ensure an exceptional first line of safety.*

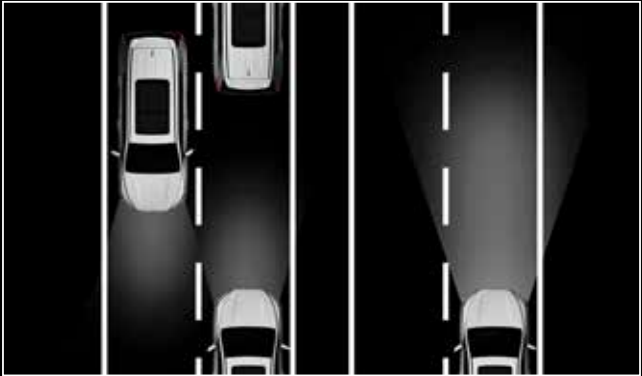
Armoured with 6 SRS Airbags, they provide the second line of safety offering the ultimate level of security for you and your loved ones. What's more? Even parking and braking have achieved a new HY of safety with Front and Rear Parking Sensors as well as Rear Disc Brakes and Electronic Parking Brakes.

*The driver is always responsible for paying attention to the vehicle surroundings & driving safely as there are limitations to degree of recognition & controlling performance that this system can provide.

TOYOTA SAFETY SENSE™*



Dynamic Radar Cruise Control



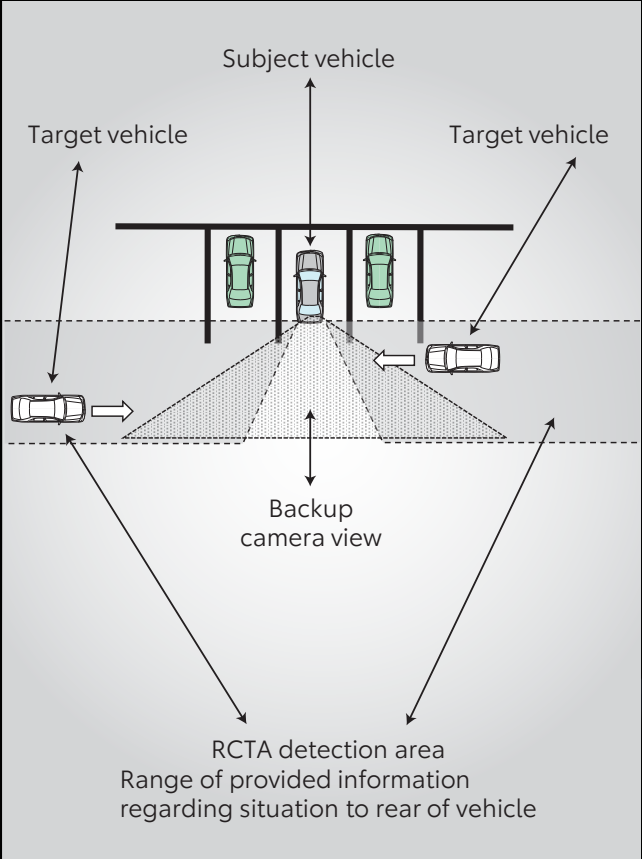
Auto High Beam



Blind Spot Monitor (BSM)



Pre-Collision System**



FIRST-IN-SEGMENT Rear Cross Traffic Alert (RCTA)



Lane Trace Assist



6 SRS Airbags*

*The driver is always responsible for paying attention to the vehicle surroundings & driving safely as there are limitations to degree of recognition & controlling performance that this system can provide.
**This function is activated only for vehicles and is also activated when the vehicle's speed is within the range of approximately 5 to 180 km/h. The system assists in mitigating damage. However the braking ability varies from road and driving conditions. *For more details on the functioning of airbags, please refer to the owner's manual.



*Remote Vehicle Ignition Start/ Stop**



*Lock/ Unlock**



*Remote AC Control**



Remote Immobiliser



*Find My Car**



*Vehicle Health**

*Creative visualisation



MY NEW HY
OF PERSONALISATION

You can take your HY experience in the new Innova HyCross even higher with a host of bold and captivating accessories.
Personalise your drive and your space to create a more enjoyable and refreshing journey with your signature touch.

Exterior Accessories



Rear Door Lid Garnish



Hood Emblem



Door Edge Protector



Front Under Run



Side P Mold



Rear Reflector Garnish



Rear Under Run



Wireless Charger



Tyre Pressure Monitoring System*

*This is only a key list of accessories, please check with your dealer for more options.

SPECIFICATIONS

Fuel Type*	PETROL			PETROL - HYBRID			
Grade	G-SLF	GX	GX(O)	VX	VX(O)	ZX	ZX(O)
Seat Options	7/8	7/8	7/8	7/8	7/8	7	7
DIMENSIONS							
Overall Length (cm)	475.5	475.5	475.5	475.5	475.5	475.5	475.5
Overall Width (cm)	184.5	184.5	184.5	184.5	184.5	185.0	185.0
Overall Height (cm)	178.5	178.5	178.5	179.5	179.5	179.0	179.0
Wheelbase (cm)	285.0	285.0	285.0	285.0	285.0	285.0	285.0
Fuel Tank Capacity				52 Liters			
ENGINE, TRANSMISSION & CHASSIS							
Engine	TNGA , 4 Cylinder, In-Line, 16 Valve, DOHC, VVTi			TNGA 5 th Generation Hybrid with 4 Cylinder, In-Line, 16 Valve, DOHC, VVTi Engine			
Displacement	0.001987 m³ (1987 cc)	0.001987 m³ (1987 cc)	0.001987 m³ (1987 cc)	0.001987 m³ (1987 cc)	0.001987 m³ (1987 cc)	0.001987 m³ (1987 cc)	0.001987 m³ (1987 cc)
Battery	X	X	X	168 cell Ni-MH (Nickel Metal Hydride) Battery			
EV Mode	X	X	X	√	√	√	√
Driving Mode Switch	Eco Only	Eco Only	Eco Only	Eco + Normal + Power			
Max Output	129 kW (172.992 HP) @ 110 s ⁻¹			137 kW (183.7 HP) @ 110 s ⁻¹			
Engine Torque	209 Nm @ 75 s ⁻¹ - 81.6 s ⁻¹			188 Nm @ 73.3 s ⁻¹ - 86.6 s ⁻¹			
Motor Torque	-	-	-	206 Nm			
Transmission	Direct Shift CVT with Sequential Shift			e-Drive with Sequential Shift			
Speed Limiting Function (80 km/h)	√	X	X	X	X	X	X
Tire Size & Dimensions	205/65 R16 (40.64 cm), Steel Wheels with Full Wheel Cap	205/65 R16 (40.64 cm), Alloy Wheels with Center Cap	205/65 R16 (40.64 cm), Alloy Wheels with Center Cap	215/60 R17 (43.18 cm), Alloy Wheels with Center Cap	215/60 R17 (43.18 cm), Alloy Wheels with Center cap	225/50 R18 (45.72 cm), Alloy Wheels with Center Cap	225/50 R18 (45.72 cm), Alloy Wheels with Center Cap
Fr Suspension Type	MacPherson Strut						
Rr Suspension Type	Semi-independent Torsion Beam						
Front & Rear Disc Brakes	√	√	√	√	√	√	√
EXTERIORS							
Panoramic Sun Roof	X	X	X	X	√	√	√
Front Grille with Gun Metal Finish	X	√	√	√ [w/ Chrome Surround]	√ [w/ Chrome Surround]	√ [w/ Gloss paint & Chrome Surround]	√ [w/ Gloss paint & Chrome Surround]
Automatic Led Headlamps	Dual LED	Dual LED	Dual LED	Tri-Eye LED with LED position Lamp & Chrome Ornamentation	Tri-Eye LED with LED position lamp & Chrome Ornamentation	Tri-Eye LED with LED Position Lamp & Chrome Ornamentation	Tri-Eye LED with Auto High Beam Feature, LED Position Lamp & Chrome Ornamentation
Rear Combi Lamps	LED + Reflector	LED + Reflector	LED + Reflector	Full LED	Full LED	Full LED	Full LED
Dual Function Daytime Running Lamp [DRL + Turn]	X	X	X	X	X	√ [w/ Brushed Silver Surround]	√ [w/ Brushed Silver Surround]
Wheelarch Cladding	X	X	X	X	X	√	√
Rocker Molding & Roof End Spoiler	√	√	√	√	√	√	√
Outside Rear View Mirror	Body Colored, Electric Adjust with Side Turn indicators	Body Coloured, Electric Adjust & Retract, Auto Folding with Side Turn Indicators	Body Coloured, Electric Adjust & Retract, Auto Folding with Side Turn Indicators	Body Coloured, Electric Adjust & Retract, Auto Folding, Welcome lights with Side Turn Indicators	Body Coloured, Electric Adjust & Retract, Auto Folding, Welcome lights with Side Turn Indicators	Body Coloured, Electric Adjust & Retract, Auto Folding, Welcome Lights with Side Turn Indicators	Body Coloured, Electric Adjust & Retract, Auto Folding, Welcome Lights with Blind Spot Monitor & Side Turn indicators
LED Front Fog Lamps	X	X	√	X	√	√	√
Chrome Door Belt Line Garnish	X	X	X	X	X	√	√
Outside Door Handle	Coloured	Coloured	Coloured	Coloured	Coloured	Chrome Lining	Chrome Lining
Rear Chrome Garnish	X	X	X	√	√	√	√
LED High Mounted Stop Lamp	√	√	√	√	√	√	√
Front Wiper	Intermittent + Mist	Intermittent + Mist	Intermittent + Mist	Intermittent with Time Adjust + Mist	Intermittent with Time Adjust + Mist	Intermittent with Time Adjust + Mist	Intermittent with Time Adjust + Mist
Intermittent Rear Window Wiper & Washer	√	√	√	√	√	√	√
Rear Window Demister	X	X	√	√	√	√	√
SEATS, COMFORT & CONVENIENCE							
Power Back Door	X	X	X	X	X		√
Front Air Conditioner W/ Brushed Silver Register	Manual	Manual	Automatic Climate Control	Automatic Climate Control	Automatic Climate Control	Automatic Climate Control w/ Pollution Filter	Automatic Climate Control w/ Pollution Filter
Rear Air Conditioner / Cooler	Manual Blower Control	Manual Blower Control	Automatic Blower Control	Automatic Blower Control	Automatic Blower Control	Automatic Climate Control [2 nd Zone] w/ Pollution Filter	
Front Seats	Separate Seats with Slide & Recline	Separate Seats with Slide & Recline, Driver Seat Height Adjust					
8-Way Power Adjustable Driver Seat with Memory + Slide Return & Away Function	X	X	X	X	X	√	√
2 nd Row Seat (8 Seater) with Long Slide	60:40 split with Walk in Slide	60:40 split with Walk in Slide	60:40 split with Walk in Slide	60:40 Split with walk in slide	60:40 Split with walk in slide	X	X
2 nd Row Seat (7 Seater) with Long Slide	Captain Seats with Walk-in Slide + Side Table						
Powered Ottoman 2 nd Row Seats	X	X	X	X	X	√	√
3 rd Row Seats	50:50 Split Tilttdown	50:50 Split Tilttdown	50:50 Split Tilttdown	50:50 Split Tilttdown	50:50 Split Tilttdown	50:50 Split Tilttdown	50:50 Split Tilttdown
Reclining Rear Seats [2 nd & 3 rd Row]	√	√	√	√	√	√ [w/ Powered 2 nd Row]	√ [w/ Powered 2 nd Row]
Seat Material	Black Fabric	Black Fabric	Dual tone (Chestnut & Black) Fabric	Dual tone (Chestnut & Black) Fabric	Dual tone (Chestnut & Black) Fabric	Quilted Dark Chestnut Art Leather with Perforation	
Seat Back Pocket [Driver & Passenger]	√ [w/ P Side Shopping Hook]						
Rear Headrest (Adjustable for all Passengers)	√	√	√	√	√	√	√
Rear Armrest (7 Seater)	√	√	√	√	√	Adjustable	Adjustable
Rear Center Armrest with Cupholder (8 Seater)	X	√	√	√	√	X	X
Electronic Power Steering, Tilt & Telescopic Adjustable	√	√	√	√	√	√	√
Paddle Shift & Tyre Pressure Monitoring System	X	X	X	√	√	√	√
8" (20.32cm) Audio with USB Microphone & Amplifier	X	Display Audio, Capacitive Touch, Flick & Drag Function, Android Auto, Apple Car Play, Bluetooth			X	X	X
10.1"(25.65cm) Audio with USB, Microphone & Amplifier	X	X	√ (7 Seater)	X	Display Audio, Capacitive Touch, Flick & Drag Function, Android Auto, Apple Car Play, Bluetooth		
Speakers	4 Units	4 Units	4 Units	6 Units	6 Units	9 Units(Including Subwoofer)	9 Units(Including Subwoofer)

Fuel Type*	PETROL			PETROL - HYBRID			
Grade	G-SLF	GX	GX(O)	VX	VX(O)	ZX	ZX(O)
Seat Options	7/8	7/8	7/8	7/8	7/8	7	7
SEATS, COMFORT & CONVENIENCE							
Wireless Apple Car Play	X	X	√ (7 Seater) X (8 Seater)	X	√	√	√
Jbl Premium Audio System	X	X	X	X	X	√	√
Telematics	X	√	√	√ [w/ A/C Control]	√ [w/ A/C Control]	√ [w/ A/C control]	√[w/ A/C control]
Steering Wheel Switches	MID Only	Audio + Telephone + Voice + MID	Audio + Telephone + Voice + MID	Audio + Telephone + Voice + MID + Cruise Control	Audio + Telephone + Voice + MID + Cruise Control	Audio + Telephone + Voice + MID + Cruise Control	Audio + Telephone + Voice + MID + Cruise Control + TSS3
USB Charger	Fr [C-Type*2] + Rr [C-Type *2]	Fr [A type + C-Type] + Rr [C-Type *2]					
Fr & Rr Electric Windows (Up/Down Auto & Jam Protection)	√	√	√	√	√	√	√
Central Locking with Speed Auto Lock, Impact Sensing Door Unlock & Wireless Door Lock	Central Locking & Wireless Door Lock Only	√	√	√	√	√	√
Smart Entry System with Push Button Start	Push Button Start Only	√	√	√	√	√	√
Day/Night Rear View Mirror	Manual	Manual	Manual	Auto	Auto	Auto	Auto
Rear Retractable Sunshade	X	X	√ (7 Seater)	√	√	√	√
Windshield	Green Laminated	Green Laminated	Green Laminated	Green Laminated + Acoustic		Green Laminated + Acoustic + IR Cut	Green Laminated + Acoustic + IR Cut
Cruise Control	X	X	X	√	√	√	√ [w/ Adaptive]
SAFETY & SECURITY							
Toyota Safety Sense System* [Dynamic Radar Cruise Control, Lane Trace Assist, Rear Cross Traffic Alert, Blind Spot Monitor, Pre-Collision System**, Auto High Beam]	X	X	X	X	X	X	√
SRS Airbag*	Driver, Passenger, Front Side & Curtain Shield (6 Units)						
Vehicle Stability Control + Hill Start Assist	√	√	√	√	√	√	√
Panoramic View Monitor with Dynamic Back Guide	X	X	√	√	√	√	√
SOS (E-Call)	X	√	√	√	√	√	√
EPB with Auto Hold; ABS with EBD	√	√	√	√	√	√	√
Front & Reverse Parking Sensor	√ (Reverse only)	X	√	√	√	√	√
Reverse Parking Camera	X	√	√	√	√	√	√
Seat Belt Reminder (2 nd & 3 rd Row Seats)	√	√	√	√	√	√	√
Child Restraint System	ISOFIX*2 + Tether Anchor	ISOFIX*2 + Tether Anchor	ISOFIX*2 + Tether Anchor	ISOFIX*2 + Tether Anchor	ISOFIX*2 + Tether Anchor	ISOFIX*2 + Tether Anchor	ISOFIX*2 + Tether Anchor
Anti-Theft Device	Immobilizer Only	Immobilizer w/ Siren	Immobilizer w/ Siren	Immobilizer w/ Siren + Ultrasonic & Glass Break Sensor			
INTERIORS							
Information Display (Colour MID)	10.7 cm MID with Drive Information (Fuel Consumption, Cruising Range, Average Speed, Elapsed Time, ECO Drive Indicator & ECO Score, ECO Wallet), Outside Temperature, Audio Display, Phone Caller Display, Warning Message, Shift Position indicator, Clock	10.7 cm MID with Drive Information (Fuel Consumption, Cruising Range, Average Speed, Elapsed Time, ECO Drive Indicator & ECO Score, ECO Wallet), Outside Temperature, Audio Display, Phone Caller Display, Warning Message, Shift Position Indicator, Clock	10.7 cm MID with Drive Information (Fuel Consumption, Cruising Range, Average Speed, Elapsed Time, ECO Drive Indicator & ECO Score, ECO Wallet), Outside Temperature, Audio Display, Phone Caller Display, Warning Message, Shift Position Indicator, Clock	17.8 cm MID with Drive Information (Energy Monitor, Fuel Consumption, Cruising Range, Average Speed, Elapsed Time, ECO Drive Indicator & ECO Score, ECO Wallet), Outside Temperature, Audio Display, Phone Caller Display, Warning Message, Shift Position Indicator, Drive Mode based Theme, TPMS, Clock	17.8 cm MID with Drive Information (Energy Monitor, Fuel Consumption, Cruising Range, Average Speed, Elapsed Time, ECO Drive Indicator & ECO Score, ECO Wallet), Outside Temperature, Audio Display, Phone Caller Display, Warning Message, Shift Position Indicator, Drive Mode Based Theme, TPMS, Clock	17.8 cm MID with Drive Information (Energy Monitor, Fuel Consumption, Cruising Range, Average Speed, Elapsed Time, ECO Drive Indicator & ECO Score, ECO Wallet), Outside Temperature, Audio Display, Phone Caller Display, Warning Message, Shift Position Indicator, Drive Mode Based Theme, TPMS, Clock	17.8 cm MID with Drive Information (Drive Assistance info, Energy Monitor, Fuel Consumption, Cruising Range, Average Speed, Elapsed Time, ECO Drive Indicator & ECO Score, ECO Wallet), Outside Temperature, Audio Display, Phone Caller Display, Warning Message, Shift Position Indicator, Drive Mode Based Theme, TPMS, Clock
Economy Indicator	Eco Lamp + Zone Disp	Eco Lamp + Zone Disp	Eco Lamp + Zone Disp	HV Eco Area	HV Eco Area	HV Eco Area	HV Eco Area
Tachometer / Energy Meter	Tachometer	Tachometer	Tachometer	Energy Meter	Energy Meter	Energy Meter	Energy Meter
Speedometer	Analog	Analog	Analog	Digital & Analog (In 17.8 cm TFT)	Digital & Analog (In 17.8 cm TFT)	Digital & Analog (In 17.8 cm TFT)	Digital & Analog (In 17.8 cm TFT)
Soft Touch Dashboard	X	X	√	√	√	√	√
Chrome Inside Door Handle	√	√	√	√	√	√	√
Door Trim	Material Colour	Material Colour	Material Colour	Material Colour	Material Colour	Front: Soft Touch + Silver + Stitch, Rear: Material Colour	
IP Garnish (Passenger Side)	Brushed Silver	Brushed Silver	Brushed Silver	Brushed Silver	Brushed Silver	Brushed Silver	Brushed Silver
IP Center Cluster	Silver Surround + Material Colour	Silver Surround + Material Colour	Silver Surround + Piano Black	Silver Surround + Piano Black	Silver Surround + Piano Black	Silver Surround + Piano Black	Silver Surround + Piano Black
IP Switch Base	Material Colour	Material Colour	Piano Black	Piano Black	Piano Black	Piano Black	Piano Black
Leather Steering Wheel & Shift Knob	X	X	X	√	√	√	√
VTD ready	√	X	X	X	X	X	X
Indirect Blue Ambient Illumination	X	X	X	√	√	√	√
Luggage Board (For Flat Floor)	X	X	X	√	√	√	√
Center Console with Cupholder	√	√ [w/ Silver Ornament]	√ [w/ Silver Ornament]	√ [w/ Silver Ornament & Illumination]	√ [w/ Silver Ornament & Illumination]	√ [w/ Silver Ornament & Illumination]	√ [w/ Silver Ornament & Illumination]
Accessory Socket (12V)	Fr*1 + Rr2*1	Fr*1 + Rr2*1	Fr*1 + Rr2*1	Fr*1 + Rr2*1	Fr*1 + Rr2*1	Fr*1 + Rr2*1	Fr*1 + Rr2*1

*The driver is always responsible for paying attention to the vehicle surroundings & driving safely as there are limitations to degree of recognition & controlling performance that this system can provide. **This function is activated only for vehicles and is also activated when the vehicle's speed is within the range of approximately 5 to 180 km/h. The system assists in mitigating damage. However the braking ability varies from road and driving conditions. *For more details on the functioning of airbags, please refer to the owner's manual. ^BS6 Phase 2 Compliant.

New Colour



Blackish Ageha Glass Flake



Platinum White Pearl



Silver Metallic



Avant-garde Bronze Metallic



Attitude Black Mica



Super White