



RX

RX 450hL



RX



lexusindia.co.in  
Lexus Owner's Desk, 24/7  
+91 76187 79898  
1800 300 53987[1800 300 LEXUS]

*Lexus launched in 1989 with a luxury sedan that redefined the luxury automotive industry. In 1998, Lexus introduced the luxury crossover category with the launch of the Lexus RX.*

*A global luxury automotive brand with an unwavering commitment to bold, uncompromising design, exceptional craftsmanship and exhilarating performance, Lexus has developed its lineup to meet the needs of the next generation of global luxury guests in over 90 countries worldwide.*



Note: Vehicles pictured and specifications detailed in this catalog may vary from models and equipment available in your area. Please inquire at your local dealer for details on the availability of features.





Note: Vehicles pictured and specifications detailed in this catalog may vary by model and equipment available in your area. Please inquire at your local dealer for details on the availability of features.





Note: Vehicles pictured and specifications detailed in this catalog may vary from models and equipment available in your area. Please inquire at your local dealer for details on the availability of features.





Note: Vehicles pictured and specifications detailed in this catalog may vary from models and equipment available in your area. Please inquire at your local dealer for details on the availability of features.







LEXUS

INTELLIGENCE  
FIVE

1

CONCEPT



P14

2

DESIGN



P20

3

PERFORMANCE



P24

4

FEATURES



P30

5

SAFETY



P42

## EVOLVING LUXURY



### CONCEPT



Progressive Sophistication.

The pioneer in luxury SUVs, the RX continues to evolve and lead. Driven by its DNA to actively undertake fresh challenges, its sophisticated design, performance and advanced technologies provide fresh value to enrich modern lifestyles.

» INTELLIGENCE











The development of the RX's 'Progressive Sophistication' was driven by a passion to deepen three key elements of driving pleasure: 'Sophisticated Yet Aggressive Design', 'Driving Dynamics', and 'Advanced Technology and Connectivity'.

The 'Sophisticated Yet Aggressive Design' focuses on a powerful and brave silhouette while maintaining a luxurious overall form. This balance of sharp yet rounded curves present an elegance only seen in the RX.

Its 'Driving Dynamics' has also been improved to enhance the connection between the driver and the vehicle. This creates an enhanced driving experience

through the improvement of the car's body rigidity and the refinement of its suspension. The RX now has a smoother and more exhilarating drive meant to elevate every moment for this iconic ride.

The RX also carries an advanced multimedia system with touchscreen operation and seamless smartphone connectivity.







DESIGN



Deepening the 'Seductive Strength' theme that fuses progressive sophistication and brave design, the smooth curves of the exterior shape a captivating presence, while optimizing the packaging in the spacious cabin and luggage space for which the RX is renown.

» INTELLIGENCE

2

PROGRESSIVE SOPHISTICATION  
MEETS BRAVE DESIGN

Note: Vehicles pictured and specifications detailed in this catalog may vary from models and equipment available in your area.  
Please inquire at your local dealer for details on the availability of features.






## EXTERIOR

The signature Lexus spindle grille and the distinctive headlamps beautifully express the very definition of craftsmanship of combining both form and function.



## INTERIOR

The handpicked materials of metal, leather and wood create a sophisticated contrast of natural elements and advanced technologies. All together, it is a blend of beauty, function and convenience in the elegant ambience of the cabin.





A LEADING PERFORMANCE,  
NOW ENHANCED

PERFORMANCE



A passion for sporty performance and an obsession for constant improvement drives us to further hone the RX's dynamic responsiveness and intuitive handling and control. It possesses qualities of an unstoppable pioneer that you'll appreciate in everyday driving, and savor even more on the open road.

3

» INTELLIGENCE

Note: Vehicles pictured and specifications detailed in this catalog may vary from models and equipment available in your area. Please inquire at your local dealer for details on the availability of features.





#### Chassis

At the heart of the RX's dynamic driving pleasure is a focus on enhancing exhilarating performance and sporty handling. The improved handling creates a unity with the vehicle through its steering response and ride comfort. It was realized by making a lightweight, high rigidity body structure from hot-stamp, high-tensile steel and aluminum, with strategically positioned reinforcements, the extensive use of spot welds and body adhesives, and advanced production technologies including laser screw welding.

#### Pre-loaded differential

This innovative differential pre-loads torque under light loads or low rotational speed, contributing to highly-precise steering for excellent straight-line stability and acceleration performance.



#### Aerodynamics

A comprehensive approach to aerodynamics contributes to quiet comfort in the cabin, fuel-efficient performance, low sensitivity to wind turbulence, and excellent handling stability even during high-speed driving. Optimizing the body design, including the bumpers, rear spoiler and corner fins, is complemented under the body by a flat floor, engine and lower arm covers, spats on all four wheels, and aero stabilizing fins.



#### Hybrid system

For dynamic driving and exceptional environmental performance, Lexus Hybrid Drive intelligently combines the power of a highly-efficient 3.5-liter gasoline engine with electric power from a high-output motor.



#### E-Four (Electric four-wheel drive)

E-Four uses a rear motor that operates independently from the front motor to optimize distribution of front and rear drive force. In addition, it features slip and yaw rate feedback controls, for excellent vehicle stability in a wide range of driving conditions.



#### Dynamic Torque Control AWD

The electronically-controlled system continually varies distribution of drive power to the rear wheels, switching from front-wheel drive to AWD to realize handling stability to suit the driving conditions, especially while cornering, together with excellent fuel economy.




#### 3.5-liter V6 hybrid engine

The V6 hybrid Atkinson Cycle engine features Dual VVT-i and advanced D-4S fuel injection system to deliver exciting performance with outstanding drivability, excellent fuel efficiency, and reduced emissions.\*

\* VVT-i: Variable Valve Timing-intelligent. D-4S: Direct injection 4 stroke gasoline engine Superior version.


Note: Vehicles pictured and specifications detailed in this catalog may vary from models and equipment available in your area. Please inquire at your local dealer for details on the availability of features.





#### Shock absorbers

Careful refining of each shock absorber component optimizes damping force, helping to smooth minor road inputs, absorb larger jolts, and maintain a supple feel for agile handling together with excellent ride comfort. A Friction Control Device in the shock absorbers reduces high frequency vibrations on slightly uneven road surfaces to further enhance ride comfort.



#### Front and rear suspension

The rigidity of the MacPherson strut front suspension and trailing-arm double wishbone rear suspension were enhanced to realize agile handling and exhilarating driving pleasure, whether driving city streets or winding roads. Special attention was paid to increasing the rigidity of the hub bearings to enhance responsiveness, and the rear stabilizer to reduce understeer and roll.



#### AVS (Adaptive Variable Suspension system)

AVS optimally controls the damping force of the shock absorbers on all four wheels in response to driver input and road surface conditions, contributing to the excellent ride comfort and handling.

#### Drive mode select

Drive mode select provides integrated control of multiple systems to let you tune performance to suit your driving style. The RX allows you to select and change between Normal, Eco, Sport S and Sport S+ Modes. In addition, Customize Mode enables drivers to set their preferred settings for the powertrain, AVS, EPS (Electric Power Steering) and air conditioning.



#### Disc brakes

While developing the disc brakes, the focus was on smooth delivery of braking force with a natural transition between regenerative and hydraulic braking.



LED BY EXHILARATING  
INNOVATION

FEATURES



The RX continues to lead the way and provide fresh value with sophisticated features that blend innovative technology and brave design. Its advanced connectivity and functionality enhance safety and comfort for a relaxed, stress-free driving.

» INTELLIGENCE







### 3-eye Bi-Beam LED headlamps

The ultra-compact 3-eye Bi-Beam LED headlamps combine a distinctive design with exceptional light distribution. The LED turn signal lamps illuminate sequentially from the inner side to the outside of the headlamps.

### LED front fog lamps

LED fog lamps integrated into the lower front bumper enhance the low center of gravity of the front face. They emit a bright beam, contributing to excellent visibility for safe driving in low light and at night.



### LED rear combination lamps

The distinctive rear lamps feature 4 large L-shaped Lexus motifs in the upper lamps that wrap around the side in a deep-set curve. This elegant design is mirrored in the inverted L-shaped motifs of the lower lamps, creating a wide signal and projecting a strong presence. The wide design and low setting of the lamps emphasize the RX's low center of gravity. The LED sequential turn signal lamps illuminate from the inner to the outer side of the lamp to intuitively convey the turn direction.



### Door handles

The refined design displays a warm hospitality with a dynamic shape that is easy to grip. A bright silhouette line and integrated foot area illumination on the handles guide you at night, then gently fade.



### Rear bumper

The balance of sophistication and aggression in the RX's 'Seductive Strength' design is evident in the rear bumper. Character lines extending from the sides to the bumper reflect the window graphics in a sweeping movement to the rear, emphasizing the wide stance and stylish elegance, and complementing the strong SUV image evoked by the three-dimensional shape of the underguard. The RX 450hL also features an exclusive metal plated garnish strip under the lower bumper.



### Moonroof

The forward position of the moonroof enhances the feeling of openness and space in the cabin. It opens and closes, tilts up and down at the touch of a switch in the overhead console. The components were refined to reduce weight, contributing to fuel efficiency.





#### Meters

A subtle luxury touch is the design of the meters which fuses the simple functionality of 4-dial analog meters with a hi-tech digital display. The large analog speedometer and tachometer have three-dimensional meter faces for excellent visibility.

#### Multimedia coordination function

The RX's seamless integration of advanced technologies supports the coordinated display of information from the multimedia systems on the EMV (Electro Multi-Vision) touch display in the center of the instrument panel and the 10.67 cm (4.2-inch) color TFT (Thin Film Transistor) multi-information display in the meter cluster.



#### Color head-up display

The large color head-up display projects a range of frequently checked driving information and warnings on the lower windshield glass in the driver's line of sight, requiring only a movement of the eyes to see it.



#### Remote Touch Interface

An interface designed for simple, smartphone-style operation lets users interact intuitively with the navigation and audio systems on the EMV touch display. Integrated into the center console, it provides easy control of the systems without disturbing the driving posture and line of sight.



#### EMV touch display

Further evolving the Human Machine Interface, the touchscreen display enables the driver and front seat passenger to intuitively control various systems by directly touching the screen like a smartphone. For convenience, audio system information, incoming mobile calls, and some navigation on the EMV touch display can also be displayed on the multi-information display, and controlled using switches on the steering wheel.

#### Overhead console LED lamp switches

Refined hospitality extends to intuitive operation of the front warm white LED dome lamp and silky white LED map lamps in the overhead console. Touch switches that detect finger proximity turn the appropriate lamp on or off.



#### Wireless charger


This thoughtful charging tray in the center console box enables wireless charging of batteries in Qi-compatible smartphones and electronic devices simply by placing them on the charger tray.



#### Smartphone holder

A convenient smartphone holder is integrated in the center console, adjacent to USB ports for easy charging. Designed to hold a range of smartphones firmly in place, it is positioned for easy access by the front seat passenger, further enhancing its usability and convenience.





#### Mark Levinson audio system

The Mark Levinson Premium Surround Sound System features 15 high efficiency speakers that generate outstanding output while reducing energy consumption. The system also incorporates Clari-Fi technology which analyzes compressed digital music sources in real time and intelligently restores the high fidelity no matter what the music source, creating rich low-range tones and beautiful mid- to high-range tones for the enjoyment of occupants in every seat.\*

\* The subwoofer is integrated under the floor of the luggage space.



#### Rear door window sunshades

Manual sunshades on the rear door windows give second row seat passengers convenient control over heat and light. Eliminating gaps between the shades and window trim helps to keep the sun from coming directly into the second row seats.



#### Power back door controls

Convenient controls for the power back door are set in the instrument panel and Electronic Key. In addition, when the close and lock switch integrated in the back door is pressed, the door automatically locks when it closes. A memory function lets users set the opening clearance for the door.

Note: Vehicles pictured and specifications detailed in this catalog may vary from models and equipment available in your area. Please inquire at your local dealer for details on the availability of features.





The RX450hL changes to suit your needs, whether you require comfortable third row seats for extra passengers or a spacious luggage compartment. Theater-style seating provides a slightly higher eye point in each successive row so that all occupants enjoy excellent visibility and a satisfying open feeling.







#### Luggage space

The RX provides a flat, gap-free luggage space, regardless of whether the third row seats are in use or stowed. The tonneau cover stores under the luggage space floor to provide ample room for luggage even when carrying seven people. Both the second row and third row seats are designed to enable different luggage configurations. The power folding third row seats are controlled by switches in the passenger side trim of the second row seats and in the left side of the luggage space.\*



\* Second row seats fold manually.

#### Captain's seats

The captain's seats provide exceptional comfort and support. They feature a stepless locking armrest that enables passengers to adjust the armrest to their preferred angle, and a foldout cupholder on the side of each seat. In addition to walk-in mode, a walk-through space between the seats provides easy access to the third row seats, enhancing convenience.



#### Walk-in mode

Touch the walk-in lever on the side of the second row seats to slide them forward. The second row seats can also be folded flat for easy access to the third row seats. The flat floor enables comfortable access.



#### Third row seats

The second row seats slide forward to provide ample legroom when the third row seats are occupied. The power folding 50/50 split seats fold away independently, providing extra luggage space to accommodate changing passenger and luggage combinations.



#### Third row seat air conditioner

The left and right third row seats have adjustable air conditioner vents in the side panels. In addition, a control panel located beside the left seat allows rear-seat occupants to adjust the temperature, airflow and other settings.

Note: Vehicles pictured and specifications detailed in this catalog may vary from models and equipment available in your area. Please inquire at your local dealer for details on the availability of features.



## SAFETY



Innovative active safety systems designed to help support safe, reliable and stress-free driving are complemented by advanced passive occupant protection measures, deepening peace of mind and driving pleasure.

# 5

» INTELLIGENCE

## LEADING SAFETY INNOVATION



Note: Vehicles pictured and specifications detailed in this catalog may vary from models and equipment available in your area. Please inquire at your local dealer for details on the availability of features.





#### SRS (Supplemental Restraint System) airbags

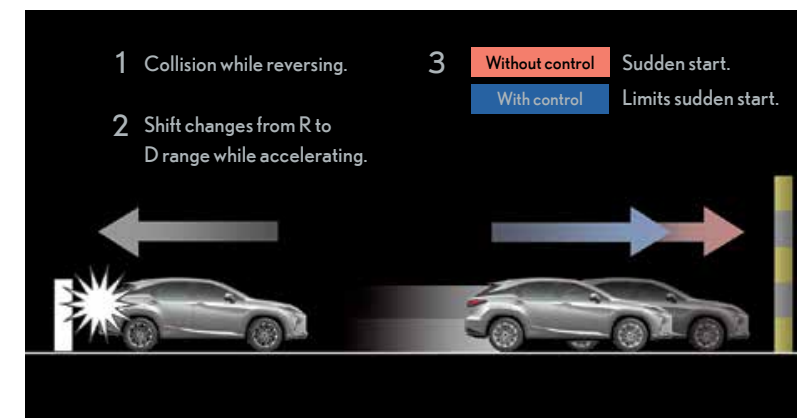
The RX features dual-stage SRS airbags (Front seats), SRS knee airbag (Driver's seat), SRS cushion airbag (Front passenger's seat) that supports seatbelt restraint by lifting the front edge of the seat cushion during a frontal collision, SRS side airbags (Front and outboard second row seats), and SRS curtain shield airbags (Front and rear door windows).<sup>\*1</sup>

<sup>\*1</sup> The SRS airbags are supplemental devices to be used with the seatbelts. The driver and all passengers in the vehicle must wear their seatbelts properly at all times. Never install a rear-facing CRS (Child Restraint System) on the front passenger's seat. For a forward-facing CRS, it is recommended you use it in the rear seats. Please do not use accessories for the seats which cover the parts where the SRS side airbags should inflate. Such accessories may prevent the SRS side airbags from activating correctly, causing serious injury (Lexus genuine seat covers are specifically designed for models equipped with the SRS side airbags. To find out about availability in your area, please inquire at your local dealer). The photo shows all the SRS airbags activated for display purposes only (the SRS side and curtain shield airbags only inflate on the side of the collision in an actual accident). For details on these and other important safety features, be sure to read the Owner's Manual carefully.



#### LED wide-angle cornering lamps

Compact, bright and energy-efficient, the LED wide-angle cornering lamps provide additional illumination in the direction of travel, to the side and above, enhancing pedestrian visibility when turning at intersections.



#### Drive-start Control

If an abnormal shift change from R to D, D to R, N to R, P to D, or P to R range is detected while accelerating, a warning is displayed in the multi-information display and power output is reduced to limit acceleration, helping to avoid a collision.

Note: The systems functions may not operate properly depending on the weather, road and vehicle conditions or other factors. Be sure to read the Owner's Manual carefully. Do not overly rely on these systems, as there is a limit to the performance they can provide. The driver is always responsible for paying attention to the vehicle's surroundings and driving safely.

Vehicles pictured and specifications detailed in this catalog may vary from models and equipment available in your area. Please inquire at your local dealer for details on the availability of features.






---

LEXUS  
TAKUMI

---

*The Lexus pursuit of perfection finds its finest expression in the master craftsmanship of the Takumi.*


---



Every Lexus is based on an uncompromising approach to creating premium automobiles. Inspired by our 'Yet' philosophy, we seek innovation in every facet of engineering through a sophisticated fusion of seemingly incompatible ideas such as 'high performance yet high fuel efficiency'. In addition, unique Lexus styling is born of our L-finesse design language, a fine balance of 'Leading-edge' and 'finesse', so that every Lexus is not only captivating and luxurious, but also highly refined. Finally, every new Lexus model is also measured against a set of internal standards covering design, performance, specifications and equipment, to confirm it is distinctive and worthy of the Lexus emblem.

This pursuit of perfection is evident at every stage of the manufacturing process. Every Lexus vehicle is created with a masterful skill and attention to detail inspired by both traditional artisanship and state-of-the-art engineering. For example, at the Tahara plant in Japan, precision components made using leading-edge digital technology are assembled and finished by master craftsmen called Takumi, whose technical expertise and sure senses are honed by decades of rigorous experience.

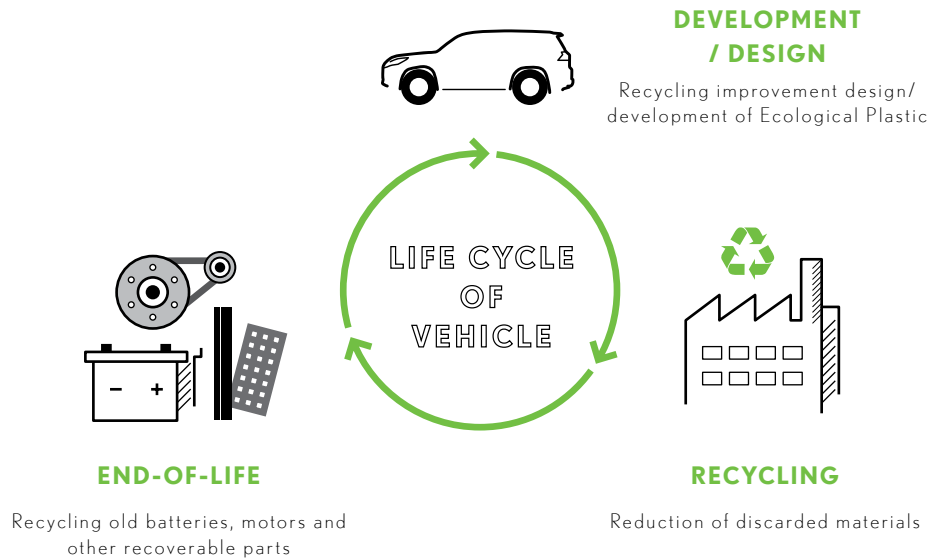




LEXUS

ENVIRONMENT

*Our commitment to the environment  
is embedded into all our activities  
and vehicles.*



At Lexus, sustainability is an enormous challenge that we gladly accept. We are committed to finding better, more efficient ways to contribute to a healthier planet, leading the industry in better business practices. Our focus on the environment drove our development and global leadership of hybrid luxury vehicles, and the knowledge we have gained is applied in all of our vehicles. Our commitment to recovering, recycling and re-using permeates the entire company. To reduce waste to a minimum, we carefully recycle various materials in our offices, factories, and sales facilities, reducing CO<sub>2</sub> levels beyond our achievements on the road.

Specific initiatives to enhance the environment include integrating a keen environment-friendly focus on the entire life cycle of each vehicle, from design and production, through to the recycling of vehicles at the end-of-life. To reduce CO<sub>2</sub> emissions, at the design stage we specify extensive use of plant-derived plastics for components, instead of petroleum-derived plastics. During production, we make repeated use of reusable items, work hard to efficiently use resources to minimize waste, and recycle any waste produced.



EXTERIOR & INTERIOR  
COLORS

*The refined elegance of intriguing exterior colors and distinctive trim combinations exude a seductive and glamorous depth, giving personal expression to your enjoyment of 'Progressive Sophistication'.*



Sonic Quartz <085>



Sonic Chrome <1L1>



Sonic Titanium <1J7>



Black <212>



Graphite Black Glass Flake <223>





Red Mica Crystal Shine <3R1>



Deep Blue Mica <8X5>



Sonic Iridium <1L2>



45.72 cm (18-inch) aluminum wheels



Ice Iru Mica Metallic <4X8>



<SEMI-ANILINE LEATHER>



Ivory



Ocher



Black



Noble Brown




<SEMI-ANILINE LEATHER>



Rich Cream

<TRIM>



Laser Cut Wood



Shimamoku



Bamboo



Walnut (Open Pore)

SEATING MATERIAL	INTERIOR COLORS	INTERIOR TRIM			
		Laser Cut Wood	Shimamoku	Bamboo	Walnut (Open Pore)
Semi-aniline Leather	Ivory	●	●	●	●
	Black	●	●	●	●
	Ocher	●	●	●	●
	Noble Brown	●	●	—	●
	Rich Cream	●	●	—	●

●: Available combination.



Note: Vehicles pictured and specifications detailed in this catalog may vary from models and equipment available in your area. Please inquire at your local dealer for details on the availability of features.



MAIN FEATURES

EXTERIOR

- 3-Eye LED projector headlamps with auto-levelling system
- Headlamp cleaners
- LED sequential turn signal lamps
- LED DRL (Daytime Running Lamp)
- Light control system
- Acoustic windshield glass with UV-cut function
- UV-Cut function for front, rear, back door and rear quarter window glass
- Outside rear view mirrors with LED side turn signal lamp, auto folding, heater, EC and memory interlinked with reverse gear
- Illuminated door handles and foot area
- Sequential LED rear combination lamps
- LED front & rear fog lamps
- Exclusive satin finish lower rear bumper
- One touch power tilt/slide moonroof with jam protection function
- Roof rail

INTERIOR

- Semi aniline upholstery
- Wood finish steering wheel with heater
- 10.67cm (4.2-inch) color TFT (Thin Film Transistor) multi-information display
- Optitron meters
- Analog clock
- Overhead console with touch type LED lamp switch
- Manual rear door window sunshades
- Ambient illumination
- 12 V accessory connector (front : 2, luggage compartment : 1)
- Illuminated scuff plates
- Tonneau cover

COMFORT & CONVENIENCE

- Auto air conditioner with S-FLOW control, independent temperature controls for front seats, clean air filter with pollen and odor removal function
- Rear air conditioning control panel
- 10-way power front seats with adjustable seat cushion length and 4-way power lumbar support
- Ventilated front seats
- Seat-heater for front and second row seats
- Manual folding second row seats
- Power folding 3rd row seats with 50/50 split
- AVS (Adaptive Variable Suspension)
- Hybrid Sequential Shift Matic
- Paddle shift
- Drive mode select with Customize Mode
- Cruise Control
- Power tilt and telescopic steering column with auto/away-return function
- Steering wheel control switches
- Front seat with 3 memory position switches
- Color head-up display
- Wireless charger
- Minus ion generator
- Electric parking brake (EPB) with brake hold
- Power back door with opening angle adjustment
- Smart Entry & Start System
- Card Key
- Lexus parking assist with front and rear sensors
- Parking Assist Monitor

INFOTAINMENT

- Lexus Navigation System
- 31.24cm (12.3 inch) EMV (Electro Multi Vision) touch screen display with remote touch interface
- Mark Levinson Premium Surround Sound System with AM/FM radio, in-dash DVD player, 15 speakers, MP3 and WMA play compatible, DSP, ASL, Clari-Fi
- Bluetooth function with hands-free calling, wireless connection with AV-profile compliant player
- Smart phone connectivity ( Apple Car Play & Android Auto)
- 2 USB ports/mini-jack (in center console box)

SAFETY & SECURITY

- VDIM (Vehicle Dynamics Integrated Management)
- Drive-start Control
- Dual-stage SRS (Supplemental Restraint System) Airbags for front seats
- SRS knee airbag for driver's seat
- SRS cushion airbag for front passenger's seat
- SRS side airbags for front and outboard second row seats
- SRS curtain shield airbags for front and rear door windows
- WIL (Whiplash Injury Lessening) concept front seats
- LED wide-angle cornering lamps
- TRC (Traction Control System)
- VSC (Vehicle Stability Control)
- Hill-start Assist Control
- ABS (Anti-lock Brake System) with EBD (Electronic Brake force Distribution)
- Brake Assist system
- Automatic anti-glare mirrors (Interior and door mirrors)
- Anti-theft system with siren, intrusion, inclination & glass break sensor
- AL-TPWS (Auto Location-Tire Pressure Warning System)
- Impact sensing fuel cut
- Power door lock with speed lock function
- Power windows with jam protection
- Emergency brake signal
- Anchor bars for fixing ISOFIX-compliant child seat

SPECIFICATIONS

DIMENSIONS & WEIGHT

Overall length:	5000mm
Overall width:	1895mm
Overall height:	1700mm
Wheelbase:	2790mm
Tread:	Front 1640mm
	Rear 1630mm
Curb weight:	2195-2260kg
Gross vehicle weight:	2840kg

CHASSIS

Suspension:	MacPherson strut type (Front)/ Double wishbone type (Rear), coil springs, gas-filled shock absorbers, stabilizer bar
Steering system:	Rack and pinion. EPS (Electric Power Steering)
Brakes:	Ventilated discs (Front/Rear)
Minimum turning radius (Tires):	5.9m
Fuel tank capacity:	65 liters
Tires:	235/65R18

ENGINE

Type:	3.5-liter V6 Four Cam 24-valve
Piston displacement:	3456cm³
Max. output:	193kW @ 6000rpm
Max. torque:	335Nm @ 4600rpm
Fuel system:	D-4S (Direct injection 4 stroke gasoline engine Superior version)

MOTORS

Front motor:	Type: Permanent magnet motor
	Max. output: 123kW
	Max. torque: 335Nm
Rear motor:	Type: Permanent magnet motor
	Max. output: 50kW
	Max. torque: 139Nm
Total system output:	230kW*

BATTERY

Type:	Sealed Ni-MH (Nickel-Metal Hydride)
Modules:	30
System Voltage :	650V

\* Total system output from the engine and electric motors (using the battery), based on in-house measurements.



- Addition of extra features may change figures in this chart.
- Toyota Motor Corporation reserves the right to alter any details of specifications and equipment without notice. Details of specifications and equipment are also subject to change to suit local conditions and requirements. Please inquire at your local dealer for details of any such changes that might be required for your area.
- Note: Vehicles pictured and specifications detailed in this catalog may vary from models and equipment available in your area.
- Vehicle body color might differ slightly from the printed photos in this catalog.