

# NEW RANGE ROVER



ABOVE & BEYOND





BY APPOINTMENT TO  
HM THE QUEEN  
MANUFACTURERS OF  
MOTOR VEHICLES  
JAGUAR LAND ROVER LIMITED  
COVENTRY



BY APPOINTMENT TO  
HRH THE DUKE OF EDINBURGH  
MANUFACTURERS OF  
MOTOR VEHICLES  
JAGUAR LAND ROVER LIMITED  
COVENTRY



BY APPOINTMENT TO  
HRH THE PRINCE OF WALES  
MANUFACTURERS OF  
MOTOR VEHICLES  
JAGUAR LAND ROVER LIMITED  
COVENTRY



**ABOVE & BEYOND**

Ever since the first Land Rover vehicle was conceived in 1947, we have built vehicles that challenge what is possible. These in turn have challenged their owners to explore new territories and conquer difficult terrains. Our vehicles epitomise the values of the designers and engineers who have created them. Each one instilled with iconic British design cues, delivering capability with composure. Which is how we continue to break new ground, defy conventions and encourage each other to go further. Land Rover truly enables you to make more of your world, to go above and beyond.







# NEW RANGE ROVER

Reflecting its unrivalled heritage, New Range Rover takes design, comfort and craftsmanship to extraordinary new heights. As striking on the outside as it is refined within, its performance and capability are peerless. Exemplary levels of comfort and technology bring you a heightened sense of effortless sophistication and a truly first-class travel experience.

## CONTENTS

### INTRODUCTION

New Range Rover 6

### DESIGN

Exterior 9

Interior 11

Long Wheelbase 14

### PERFORMANCE AND CAPABILITY

Engines and Transmission 16

Legendary Breadth of Capability 19

### TECHNOLOGY

Infotainment 23

Connectivity 24

Audio 28

Driver Assistance 30

Efficient Technologies 34

### SAFETY

Safe and Secure 36

Lighting Technology 39

### VERSATILITY

Truly Flexible 40

Towing 44

### SPECIAL VEHICLE OPERATIONS

SVAutobiography Dynamic 47

SVAutobiography Long Wheelbase 50

### SPECIFICATIONS

Choose Your Model 54

Choose Your Engine 64

Choose Your Exterior 66

Choose Your Wheels 70

Choose Your Interior 72

Choose Your Options and Land Rover Gear 78

Technical Details 82

**WORLD OF LAND ROVER 84**

**YOUR PEACE OF MIND 87**

Vehicle shown is Autobiography in Byron Blue with optional features fitted (market dependent).

Vehicles shown are from the Land Rover global range. Specifications, options and availability will vary between markets and should be verified with your local Land Rover Retailer.

## INTRODUCTION

# INTRODUCING NEW RANGE ROVER

## SETTING NEW STANDARDS

Whether on Place du Casino, Monaco, or some muddy track in Warwickshire, England, Range Rover has always been synonymous with supreme refinement, capability and distinctive design cues such as its signature floating roofline, continuous waistline and lower accent graphic.

A more spacious interior together with executive rear seating offers an exemplary level of comfort for driver and passengers.

Whilst a new level of technology, including LED lighting, the Touch Pro Duo infotainment system, full colour Head-up Display and seven-mode Terrain Response with 'Comfort' mode, delivers an even more luxurious driving experience.

We haven't set out to reimagine Range Rover, we've simply made it better.

## LIGHTING TECHNOLOGY

All-round exterior LED lighting is standard. Designed to last the lifetime of the vehicle, LED lights are more energy-efficient and the quality of light produced is closer to daylight conditions, so driving at night becomes less tiring. Innovative Pixel-laser LED headlights provide the ultimate option and give the vehicle even greater presence. See page 39.

## SUPREME ALL-TERRAIN CAPABILITY

Off-road driving is assured and precise thanks to All Wheel Drive. Electronic air suspension helps deliver an even more confident off-road experience as you can raise the vehicle by some 75 mm. Such features as All Terrain Progress Control reaffirm your sense of composure. See pages 19-21.



## COMPOSED TOWING

You can tow up to 3 500 kg with consummate ease and a suite of specific optional technologies such as Advanced Tow Assist ensures you can drive, manoeuvre and park with the least amount of fuss. See page 44.

## POWERTRAINS

From power and sheer driving pleasure to fuel economy and refinement, there is a choice of engines available, including petrol and diesel: both have been optimised with Comfort and Dynamic modes to cater for all needs. All engines are equipped with Stop/Start technology and smart regenerative charging. See pages 16-17.

Features and their availability may differ by vehicle specification and market. For full feature and option availability please refer to the accompanying Specification Sheet or visit your local Land Rover Retailer.

Vehicle shown is Autobiography in Byron Blue with optional features fitted (market dependent).

## LUXURY ENVIRONMENT

With a sublime and beautifully appointed interior, Range Rover takes luxury to even greater heights. Rear seats now have increased recline and all seats have deeper cushioning for greater comfort, whilst optional 25.4 cm (10) Rear Seat Entertainment with Touchscreens ensure passengers also enjoy optimum levels of entertainment. New veneers and trim finishers further enhance the sense of unmatched refinement. See pages 11-12.



## INTELLIGENT VERSATILITY

The vehicle provides increased levels of versatility. Ample storage solutions include the new deep centre console stowage compartment, whilst the ability to fold the rear seats means it can adapt to suit your specific needs. Intelligent Seat Cargo Mode with power recline and Convenience Fold with Remote Intelligent Seat Fold allow you to make more of your vehicle. Automatic Access Height, Easy Loading and an Activity Key help ensure easy entry, exit and loading. Up to 7 x USB ports, 5 x 12 V power sockets, and 2 x domestic power sockets and 4G Wi-Fi ensure you can all stay connected. See pages 40-43.

## ELEGANT ALL-NEW REAR SEATING

Range Rover is fitted with 60:40 bench seating with load-through as standard. The option of rear Executive Class seating with a power deployable rear centre console and folding rear seats delivers exceptional five seat versatility with the ability to provide four seat comfort. Passenger comfort is further enhanced through features such as Extreme Passenger Seat Away and one touch recline. Choose Long Wheelbase to enjoy an additional 186 mm rear legroom. See pages 12-15.

## SEAMLESSLY INTEGRATED TECHNOLOGY

Touch Pro Duo has two 25.4 cm (10) high-definition Touchscreens to ensure you stay connected and entertained. This is complemented by the 31.24 cm (12.3) Interactive Driver Display with configurable touch steering wheel controls and our second generation full colour Head-up Display. See page 23.

## INTERIOR COMFORT AND WELLBEING

Command Driving Position ensures you enjoy a greater view of surroundings and the road ahead. Configurable Ambient Lighting and Enhanced Task Lighting complement the interior ambience while Cabin Air Ionisation provides a consistently fresh environment for all occupants. And for an even more sophisticated ride, thicker door glass and better acoustic insulation make this vehicle the quietest Range Rover ever. See pages 11 and 40.





## DESIGN

# EXTERIOR

With its floating roof, continuous waistline and lower accents, Range Rover's silhouette is recognised around the world. Those commanding looks have been given an even more contemporary profile. An all-new front grille signals a more prominent appearance, whilst the clamshell bonnet, formed of a single sheet of aluminium, is now smoother and longer to augment the vehicle's more formal, upright profile. The front bumper including vent finishers, side vent graphics, side accent graphics and integrated exhausts help advance the vehicle's effortless design. A choice of Atlas or Satin body-coloured side graphics, optional design packs and new wheel designs add further appeal, whilst striking Pixel-laser headlights (see page 39) and rear LED lights reinforce the vehicle's distinctive features.



Vehicle shown is Autobiography in Byron Blue with optional features fitted (market dependent).

Features and their availability may differ by vehicle specification and market. For full feature and option availability please refer to the online configurator or visit your local Land Rover Retailer.



# INTERIOR

Sumptuously designed, Range Rover's new interior is a tranquil haven. Effortlessly comfortable, superbly appointed and finished with a forensic eye for the details, every facet of the interior has been designed and engineered to deliver class-leading comfort for all occupants.

Thanks to Range Rover's unique Command Driving Position, the driver continues to enjoy an enhanced view of the road ahead, but now does so in even greater comfort than before. Cossetted in premium materials such as Semi-Aniline leather, new wider seats and deeper cushioning with soft foam interlayers help create the most luxurious environment. Combined with enhanced seat functionality including the optional upper seat shoulder support and 'Hot-Stone' massage, along with intuitive controls using the new door mounted seat control switches, the all-new interior of the Range Rover is the ultimate in refinement.

Seamlessly integrated technologies built around the Touch Pro Duo Touchscreens and Interactive Driver Display embody our design ethos; cleaner, crisper lines and fewer dials – delivering an uncluttered console that doesn't distract the driver. New veneers and luxury finishers amplify the vehicle's refined design cues, whilst enhanced Configurable Ambient Lighting with a choice of ten colours adds greatly to the overall sense of calm. Additional integrated stowage solutions including a centre console deep stowage compartment, and other optional features such as the front centre console refrigerator compartment confirm a purity of craft everywhere you look and touch.

No matter how far you travel in a Range Rover, you'll always arrive as refreshed as when you set out. It's not where you go, it's how you get there.

Interior shown is Autobiography in Navy/Ivory with optional features fitted (market dependent). Features and their availability may differ by vehicle specification and market. For full feature and option availability please refer to the online configurator or visit your local Land Rover Retailer.



Everyone who travels in Range Rover does so in the utmost comfort and style. Refinement is everywhere you look and in everything you touch; nothing exemplifies this better than the new rear Executive Class seating, standard on Autobiography.

As with the front, the rear also features wider seats with deeper cushioning. The rear Executive Class seats take this to another level. When lowered, a power deployable centre console with premium veneer finishers and clever stowage solutions integrates seamlessly with the two outer passenger seats, creating a luxury four seat environment. And at the touch of a button, Extreme Passenger Seat Away will adjust the front passenger seat forward to maximise the rear passenger's space and forward visibility, whilst the extended recline and integrated side cushions mean the passenger can adjust their seat into their optimum position.

Optional Executive Class Comfort features including adjustable bolsters, upper seat shoulder support, headrest pillows and 'Hot-Stone' massage further enhance the rear passenger's journey. Whilst additional Executive Class Comfort-Plus features such as heated armrests, heated calf rest and footrest with a dedicated area to warm your feet create a truly luxurious environment.

When you require increased versatility, simply retract the power deployable centre console to reveal a centre seat for a third occupant. Or for the first time, fold your rear Executive Class seats forward to maximise your loadspace: you can do so even when you're not in the vehicle using the Remote Intelligent Seat Fold application\*.

Other available features include Rear Seat Entertainment with 25.4 cm (10) Touchscreens, Connect Pro connectivity with 4G Wi-Fi and Comfort Controller Remote app for greater control of features such as seat massage, heating and cooling, and personal climate settings. Enhanced Task Lighting is provided as standard and comes with user selectable modes, including a bright light and a warm light setting for a more relaxed environment, making Range Rover the perfect partner for your journey.



\*Only available with Remote Premium.

Interior shown is Autobiography Long Wheelbase in Ebony/Vintage Tan with optional features fitted (market dependent).

Features and their availability may differ by vehicle specification and market. For full feature and option availability please refer to the online configurator or visit your local Land Rover Retailer.



Rear Executive Class seating with power deployable centre console stowed.



Rear Executive Class seating with power deployable centre console deployed.



## RANGE ROVER LONG WHEELBASE

Range Rover Long Wheelbase is instantly recognisable, superbly engineered and beautifully appointed. Featuring a panoramic roof as standard, this body style is characterised by a distinctive 'L' badge mounted behind each front wheel arch. The exterior is extended by 200 mm to facilitate an even more luxurious environment inside.

The definitive luxury SUV, the Range Rover Long Wheelbase has an additional 186 mm of interior floorspace for even more passenger legroom and comfort.

Standard features include an added deep centre stowage compartment at the rear of the front centre console, electric rear side window sunblinds, Configurable Ambient Lighting and illuminated treadplates. With optional features such as Cabin Air Ionisation to improve the air quality within the cabin and Four-zone Climate Control enabling personalised temperature control through an additional climate unit, passengers in the Range Rover Long Wheelbase can create their own tranquil haven.




Select the rear Executive Class Comfort-Plus seats and not only do you get all the luxury features of the Standard Wheelbase including Extreme Passenger Seat Away, heated armrests and 'Hot-Stone' massage, you also get an additional heated calf rest – one for each side behind both driver and passenger. And as with every Range Rover, the superbly crafted space is accompanied by the discerning use of the finest materials.

In Range Rover Long Wheelbase, every last detail combines to deliver the highest levels of luxury and refinement.



# ENGINES AND TRANSMISSION

From power and sheer driving pleasure to fuel economy and refinement, there is a range of engines available for Range Rover and each has been optimised for specific attributes to cater for all needs. All engines are equipped with Stop/Start technology and smart regenerative charging; this feature prioritises the charging of the battery when the vehicle is decelerating to capture wasted kinetic energy and reduce fuel consumption for maximum economy, especially during urban driving.



## DIESEL ENGINES

### TDV6

The 3.0 I V6 Turbocharged Diesel provides 190 kW and an impressive 600 Nm of torque, for smooth, progressive performance.

- The switchable coolant pump improves engine warm-up by modulating coolant flow to engine demand, for improved fuel economy and emissions.
- The two-stage oil pump reduces parasitic losses by matching the flow of lubricant to engine load, increasing engine efficiency.
- Improved response due to optimised turbocharger compressor, turbine and variable nozzle designs. Turbo bearings ceramic ball-races to further improve friction and reduced turbo lag.
- An eight-nozzle fuel injector design ensures perfect atomisation of the fuel injected, optimising combustion for power and emissions while keeping fuel consumption and CO<sub>2</sub> emissions to a minimum.
- All TDV6 variants are equipped with Stop/Start for maximum economy, especially during urban driving.

### SDV8

The 4.4 I V8 Twin Turbocharged Diesel offers top of the range performance: with 250 kW and a staggering 740 Nm of torque between 1 750-2 250 r/min.

- Helical and tangential inlet ports for low speed swirl and high gas flow, with combustion chambers optimised for emissions performance.
- 2 000 bar common rail fuel injection with Gen 3 Piezo injectors.
- Compounded Graphitic Iron Block with optimised thin wall section and aluminium alloy heads.
- Twin overhead camshafts and 4 valves per cylinder.

	POWER (kW)	TORQUE (Nm)	TIME 0-100 km/h (s)	TOP SPEED (km/h)	CAPACITY (cm <sup>3</sup> )
TDV6 (LWB)	190	600	8.0 (8.3)	209	2 993
SDV8 (LWB)	250	740	6.9 (7.2)	218	4 367

\*With 55.88 cm (22) wheels.

For comparison purposes only. Real world figures may differ. Low fuel warning at 9 l approximately.



## 8-SPEED AUTOMATIC TRANSMISSION

All diesel and petrol engines in Range Rover are coupled with an 8-speed Automatic Transmission. With eight closely spaced ratios, the transmission ensures that you are always in the optimum gear, maximising fuel efficiency and acceleration. Gear changes are almost imperceptible and shift schedules intelligently adapt to your driving style.



## PETROL ENGINES

### V6 SUPERCHARGED PETROL

The 250 3.0 l V6 Supercharged Petrol engine produces 450 Nm of torque for exhilarating performance.

- Roots-type Twin Vortex System (TVS) supercharger provides linear power delivery and maximises responsiveness.
- A spray guided direct injection system carefully manages the air-fuel mixture in the combustion chamber for improved combustion, extracting more energy from the fuel injected. This results in excellent power, while improving fuel economy and reducing emissions.
- The engine also features dual independent variable cam timing to vary inlet and exhaust valve operation, working alongside lightweight pistons with ultra-low friction piston rings, for increased performance and efficiency.
- A twin, contra-rotating balancer shaft system is employed to maximise refinement; resulting in an engine that delivers power smoothly.

### V8 SUPERCHARGED PETROL

With 386 kW and 625 Nm of torque the 5.0 l V8 Supercharged Petrol engine provides top of the range performance for ultimate refinement and driver engagement.

- The V8 has a compact and lightweight all-aluminium design, with impressively low levels of internal friction.
- The engine has been optimised around a state-of-the-art engine management system. This features high-pressure direct injection with a centrally mounted, multi-hole, spray-guided injection system.
- Fitted with a sixth generation Twin Vortex System (TVS) supercharger, the engine offers superior thermodynamic efficiency and extremely refined noise levels. The supercharger fully utilises the additional capacity of the 5.0 l engine, generating a torque profile that delivers outstanding levels of power in a linear and engaging manner.
- The result is an impressively powerful yet refined drivetrain that delivers on both sporting excitement and luxurious refinement whenever required.

### V8 SUPERCHARGED 416 kW

Exclusive to SVAutobiography Dynamic the 5.0 l V8 Supercharged Petrol engine has been updated to deliver 416 kW and 700 Nm of torque. This is enabled by a recalibration of the engine and its management system to increase maximum available boost pressure. Maximum torque is delivered at 6 000-6 500 r/min. Refer to V8 Supercharged Petrol engine for full details.

	POWER (kW)	TORQUE (Nm)	TIME 0-100 km/h (s)	TOP SPEED (km/h)	CAPACITY (cm <sup>3</sup> )
V6 Supercharged (LWB)	250	450	7.4 (7.8)	209	2 995
V8 Supercharged (LWB)	386	625	5.4 (5.5)	225 / 250*	4 999.7
V8 Supercharged (LWB)	416	700	5.4 (5.5)	225 / 250*	4 999.7



# LEGENDARY BREADTH OF CAPABILITY

New Range Rover continues to offer outstanding capability on and off-road, with permanent All Wheel Drive (AWD), twin-speed transmission, Adaptive Dynamics and electronic centre differential as standard, whilst Land Rover's revolutionary Terrain Response system means this capability can be harnessed by all drivers, expert and inexperienced alike. This extraordinary capability can be extended to suit individual requirements with a range of additional, optional all-terrain technologies.

## ELECTRONIC AIR SUSPENSION

A sure-footed, composed drive is completed by the latest electronic air suspension, which provides exceptional wheel articulation and poise. It changes the vehicle's height quickly, allowing crosslinking of the diagonal wheels to keep all four wheels on the ground on very uneven surfaces. Added to which, it makes loading heavy objects into the boot easier as you can lower the vehicle's rear suspension height by up to 50 mm to suit your needs. These functions can be operated via the 25.4 cm (10) Touchscreen, a button in the loadspace area or remotely via the key fob.

Range Rover has a choice of ride height settings to assist the driver and passengers of the vehicle at different stages of their journey or across various terrains; from an access height of 50 mm below normal ride height, to an extended height of up to 75 mm, with a further extended ride height up to an additional 80 mm in more extreme off-road conditions.

The Speed Lowering system uses the electronic air suspension to reduce aerodynamic drag and fuel consumption at cruising speeds by lowering the vehicle by 15 mm from normal ride height when the speed reaches 105 km/h.

## TWIN-SPEED TRANSFER BOX WITH ELECTRONIC CENTRE DIFFERENTIAL

An additional set of lower gears can prove invaluable in challenging conditions such as steep inclines or declines, off-road driving or when towing. The twin-speed transfer box system gives you precise speed and control in such instances. The heart of the twin-speed system is the electronic centre differential that offers a 50:50 torque split between front and rear axles with the ability to pre-emptively lock the axles before slip commences.



## TERRAIN RESPONSE




When you manually select Land Rover's unique standard Terrain Response system, it sets the vehicle up optimally to match the demands of the terrain, by adapting the responses of the vehicle's engine, gearbox, differentials and chassis systems. There are seven manual Terrain Response settings: Comfort, Dynamic, Eco, Grass/Gravel/Snow, Mud and Ruts, Sand, and Rock Crawl.

## TERRAIN RESPONSE 2

Our unique Terrain Response 2 system is an option designed to monitor driving conditions and automatically optimise driveability and traction by adapting the responses of the vehicle's engine, gearbox, centre differential and chassis systems to match the demands of the terrain. You can manually override the system should you wish.

Features and their availability may differ by vehicle specification and market. For full feature and option availability please refer to the online configurator or visit your local Land Rover Retailer.

Vehicle shown is Autobiography in Byron Blue with optional features fitted (market dependent).



## ADAPTIVE DYNAMICS

Adaptive Dynamics makes the journey go by virtually unnoticed. The system monitors vehicle movements up to 500 times a second, reacting to driver or road inputs almost instantaneously to give greater control and minimise body movement ensuring a composed, flat ride. The system even senses off-road conditions, and optimises damping accordingly so driver and passengers arrive at their destination refreshed and relaxed.

## ACTIVE LOCKING REAR DIFFERENTIAL

The Active Locking Rear Differential ensures the greatest level of traction in all weather conditions both on and off-road. Range Rover's permanent All Wheel Drive (AWD) and Electronic Traction Control (ETC), both fitted as standard, distribute torque to both the front and the rear wheels, and by braking the wheels independently to improve traction respectively. The addition of the Active Locking Rear Differential delivers the ultimate combination to maximise traction through limiting slip across the rear wheels.

A second multi-plate wet clutch between the rear wheels can lock almost instantly to provide full engine output torque to both wheels. This can be especially useful to deliver effortless capability in low grip conditions such as patchy ice, wet grass or during wheel articulation off-road. It also provides maximum traction when exiting a corner, as when the inside wheel becomes unloaded due to weight transfer, the Active Locking Rear Differential increases the torque to the outside wheel.

## DYNAMIC RESPONSE

Dynamic Response\* improves vehicle handling through hydraulic roll control, optimising on road performance and passenger comfort, by reducing the amount of body lean during cornering. By controlling the front and rear axles independently, it can deliver increased low-speed agility, along with enhanced high-speed stability and greater steering precision.

- 1 SAFETY
- 2 ULTIMATE CAPABILITY
- 3 COMPOSURE

## ALL TERRAIN PROGRESS CONTROL

All Terrain Progress Control (ATPC) is a state-of-the-art optional system that enables you to set and maintain a steady speed in challenging conditions such as slippery surfaces, including: mud, wet grass, ice, snow and dirt roads. Operating like a cruise control system, it functions at low speed between 1.8 km/h and 30 km/h, enabling you to maintain full concentration on steering and finding a path through obstacles.

## LOW TRACTION LAUNCH

Providing you with optimum torque control when you move off from a standstill, Low Traction Launch can be activated from the Touchscreen and enhances capability in slippery conditions like wet grass, snow and ice.

## HILL DESCENT CONTROL

Land Rover's patented Hill Descent Control (HDC) is a standard feature. It assists the driver with controlled descents of difficult slopes. It does so by maintaining a constant speed and applying braking separately to each wheel.



\*Only available with V8 engines.

Vehicle shown is Autobiography in Byron Blue with optional features fitted (market dependent).



# INFOTAINMENT

Delivering a wealth of information and entertainment, every Range Rover is equipped with our InControl infotainment system, Touch Pro Duo. It features intuitive and advanced integrated technologies to ensure everyone can make the most of their journey.



## TOUCH PRO DUO

The standard 25.4 cm (10) dual high-definition Touchscreens allow the user to view required information whilst simultaneously being able to interact with additional features, for increased flexibility and efficiency of use. For instance, you can use the navigation system in the upper screen whilst adjusting multimedia settings on the lower. Direct access to cabin and seat temperature controls are also available via the multi-function Dynamic Dials. For a truly elegant and streamlined appearance, the steering wheel also has hidden-until-lit, touch-sensitive switches as standard. One of these switches is programmable, so that it can be personalised to your preferences to accomplish a host of functions.



## INTERACTIVE DRIVER DISPLAY

The 31.24 cm (12.3) high-definition Interactive Driver Display can receive and project a vast amount of driving information, entertainment and active safety data including navigation, phone and media. Its high resolution ensures the utmost clarity and its refined processing engine delivers smooth moving pin sharp graphics. Features can be accessed on either the Interactive Driver Display or the Touch Pro Duo Touchscreens.



## HEAD-UP DISPLAY

Without distraction or the need for you to take your eyes off the road, Head-up Display\* is an option that presents key vehicle data such as your speed, gear position and navigation directions on the windscreen. It features crystal clear full-colour graphics in high resolution, enabling you to see all driver inputs and information with ease, including phone/call status. The feature can be turned on and off dependent on driver preference.



## REAR SEAT ENTERTAINMENT

The optional Rear Seat Entertainment system provides two 20.32 cm (8) screens built in to the rear of the front headrests or two 25.4 cm (10) high-definition seat mounted articulating Touchscreens. It includes 'Journey Status', a navigation summary screen which displays a pop-up for the rear occupant detailing the time and distance to destination. Both systems come with a pair of WhiteFire® digital wireless headphones and HDMI, Mobile High-Definition Link (MHL) and USB connections.

\*For optimal performance, solar attenuating glass may be required. Please consult your Land Rover Retailer for further information. WhiteFire® is a registered trademark of Unwired Technology LLC and any use of such marks by Land Rover is under licence.

# CONNECTIVITY

InControl is Land Rover's suite of standard and optional features that connects you to your vehicle and links you seamlessly, and securely, with the outside world. With a selection of apps, even when you're away from your vehicle, some of the InControl features stay with you, making sure the Land Rover experience is more enjoyable than ever.

## STANDARD FEATURES

### VOICE RECOGNITION SYSTEM

So you can complete tasks without taking your eyes off the road, Range Rover offers intelligent voice recognition. For example, 'tune to 97.9' or 'call home'.

### PROTECT

**Land Rover Optimised Assistance** – If you break down you can make a direct call to the Land Rover Assistance team by pressing the button on the overhead console or from the Assistance screen within the Premium smartphone app.

**SOS Emergency Call** – In a more serious incident, SOS Emergency Call will automatically connect you to the emergency response team who will notify the emergency services to your location.

**Journey Tracking** – This opt-in feature can automatically record your journey history including your route and mileage statistics. This information can be exported by email to use for expense reporting and can be imported to a spreadsheet.

**Vehicle Status Check** – Use your smartphone to remotely check current range levels, and status of door and window position and locks. See the last parked location of the vehicle and find your way back to it with on-foot directions.

### NAVIGATION PRO

Navigation Pro allows you to save your favourite places, use pinch and zoom gestures for simple map exploration and can display a choice of either 2D or 3D crystal clear map graphics. Navigation Pro functionality is further enhanced by the Connect Pro Pack.

### CONNECT PRO

Connect Pro consists of Remote Premium, Pro Services with 4G Wi-Fi Hotspot and InControl Apps, and is designed to enhance your in-car and out-of-car experience, ensuring you and your passengers enjoy the journey whilst remaining connected to the world.

Pro Services\* include:

- **Planning Routes and Door-to-Door Routing** – Before setting off, use the optional Route Planner app or Online Search, save locations or set your destination. The app uses the Cloud to send your destination automatically to your vehicle's navigation screen. Once you've parked, the Route Planner app will guide you to your destination – a true door-to-door experience which includes public transport options.

\*Features within Pro Services may vary between markets. Please contact your local Land Rover Retailer for more information.

As we roll out InControl, specific features described may be optional and market or powertrain dependent. Please consult your local Land Rover Retailer for availability and full terms in your country. Certain features require an appropriate SIM with a suitable data contract, which will require a further subscription after the initial term advised by your Retailer. Mobile connectivity cannot be guaranteed in all locations.



- **Share ETA** – You can share your estimated time of arrival so your selected contact(s) will know exactly when you will arrive, as calculated by the navigation guidance system. If you're running late, Share ETA can then send automatic updates via text messages or email, without any further action from you.
- **Satellite View** – When you want to get the context of your surroundings from overhead, simply switch to satellite view.
- **Commuter Mode** – Allows the system to learn your commutes and automatically advises you of the expected journey time based on live and historical traffic movements without you having to input a destination. The system learns the routes you take for a given destination and then advises which of those is the quickest. The feature can be turned on and off dependent on driver preference.



## REMOTE PREMIUM\*

**Remote Premium** provides information on your vehicle and enables you to interact with it remotely. Compatible with most smartphones, Android Wear™ or Apple Watch®, this service includes:

- **Remote Lock/Unlock** – Lock or unlock your doors remotely with the click of a button. Simply press the 'lock' button on the Vehicle Security screen of the Remote Premium smartphone app to single lock the doors, arm the alarm, fold in the wing mirrors and close the windows. Press the 'unlock' button to unfold the wing mirrors, turn on the dipped headlights and cause the hazard lights to flash twice.
- **Remote Climate** – Prepare your Land Rover in advance by pre-heating or pre-cooling the cabin, so that you and your passengers are comfortable from the moment you step inside.
- **Beep/Flash** – This feature turns on your Land Rover's hazard lights, dipped headlights and sounds an audible alert to help you locate your vehicle in a crowded car park.

## INCONTROL APPS

**InControl Apps** technology allows vehicle-optimised apps on your Android or Apple smartphone to be controlled through the vehicle's Touchscreen, including contacts, calendar and music player via a USB cable. You can also download third-party apps offering a vast range of services.

## OPTIONAL FEATURES

### SECURE TRACKER\*\*

Uses tracking technology to alert you to an attempted theft, and signals your vehicle's location to the relevant authorities, for a timely recovery.

\*Remote Premium contains subscription services that can be extended after the initial term advised by your Land Rover Retailer. \*\*Secure Tracker will require further subscription after the initial term as advised by your Land Rover Retailer.

The Bluetooth word mark and logos are owned by the Bluetooth SIG, Inc. and any use of such marks by Land Rover is under licence. iPhone® is a registered trademark of Apple Inc., registered in the US and other countries. Please ensure iPhone compatibility is reviewed with your local Land Rover Retailer.


InControl Apps will need to be downloaded from the Apple/Play Store.

Android™ is a trademark of Google Inc. Apple Watch® is a registered trademark of Apple Inc., registered in the US and other countries.



# AUDIO

A vehicle's cabin is the ideal place within which to experience your personal choice of music and Range Rover has the option of three different audio systems to bring your music to life:



## MERIDIAN™ SOUND SYSTEM

Great definition, crystal clear highs and full, deep bass – delivered through the careful arrangement of 13 speakers including a dual channel subwoofer.

## MERIDIAN SURROUND SOUND SYSTEM

All the fullness and clarity of a live performance delivered through an arrangement of 19 speakers including a dual channel subwoofer – seamlessly brought together using Trifield™ technology. Exclusive to Meridian, Trifield perfectly blends the centre and surround channels with left and right channels ensuring an optimum, consistent sound experience for each passenger.

## MERIDIAN SIGNATURE SOUND SYSTEM

This delivers truly life-like reproduction, creating a profound, personal sound experience for every seat. World-first Trifield 3D technology takes surround sound to the next level, the Signature Sound System includes 29 speakers including a dual channel subwoofer. Incredibly authentic, the sense of cabin space is expanded to a 3D experience – rendering all the instruments, performers and venues of your favourite performances in true scale and location.

MODEL AVAILABILITY	VOGUE	VOGUE SE	AUTOBIOGRAPHY	SVAUTOBIOGRAPHY DYNAMIC	SVAUTOBIOGRAPHY LONG WHEELBASE
Meridian™ Sound System	■	-	-	-	-
Meridian™ Surround Sound System	□	■	■	-	-
Meridian™ Signature Sound System	-	□	□	■	■

■ Standard □ Optional - Not Available.

Features and their availability may differ by vehicle specification and market.

## MERIDIAN™

Formed in 1977 in Cambridgeshire, England, Land Rover’s audio partner Meridian has pioneered many firsts including active speakers and the world’s first digital surround sound processor.

Meridian’s audio technology input has helped ensure that Range Rover is the most superb space within which to experience sound. Meridian Cabin Correction technology was utilised to analyse cabin shape, acoustics and resonance characteristics in order to help remove unwanted sounds.

The advanced algorithm ensures that the rhythm, punch and timing of any piece of music are heard precisely how the artist intended, providing a consistently exceptional quality audio experience for all passengers in the vehicle.



## DIGITAL SIGNAL PROCESSING

Brings all elements of the audio system together as one, for performance that would otherwise require significantly larger speakers.



## MERIDIAN CABIN CORRECTION

The advanced algorithm of Meridian’s Cabin Correction tailors the sound experience to the precise acoustics of Range Rover’s interior.



## MERIDIAN DIGITAL DITHER SHAPING

To maintain the quality of musical recordings, they are converted into a common digital format. Meridian Digital Dither Shaping ensures that digital signal conversions are made smoothly and seamlessly, preserving the finest details of the audio performance. The result is authentic musical conversion, evoking the emotions of the original recording.














## TRIFIELD™

Exclusive to Meridian, Trifield blends the centre and surround channels seamlessly with left and right channels, delivering a consistent, concert-like experience for all occupants.



## TRIFIELD 3D

Building on Meridian’s proven Trifield surround sound technology – world-first in-car Trifield 3D truly brings musical performances to life. Through the addition of dedicated height channels, the sense of cabin space is expanded to a 3D experience, for a supreme sense of scale and definition to your music.

	UNIQUE MERIDIAN TECHNOLOGY	SPEAKERS	W
MERIDIAN™ SOUND	  	13	380
MERIDIAN™ SURROUND SOUND	   	19	825
MERIDIAN™ SIGNATURE SOUND	   	29	1 700

# DRIVER ASSISTANCE

## MAKING DRIVING EASIER

From negotiating city traffic or the motorway, to providing additional safety for you and your passengers, there's a wealth of innovative technologies available; either as standard, optional or as part of an optional pack. Whichever you choose, you'll find every single feature has been designed and engineered to heighten your enjoyment of the vehicle.

### STANDARD DRIVE FEATURES



Lane Departure Warning

- **Cruise Control and Speed Limiter** allows the driver to maintain the current speed of the vehicle without the need for continued use of the accelerator pedal, helping to reduce driver fatigue. The Speed Limiter will also allow the driver to pre-set a maximum specified speed which the vehicle will not exceed. Both functions can be easily turned on or off by the driver as desired.
- **Lane Departure Warning** can help make long journeys much safer. The system senses when your vehicle is unintentionally drifting out of your lane, and notifies you with a visual alert and a gentle vibration of the steering wheel.

## OPTIONAL DRIVE PACK

### OPTIONAL DRIVE FEATURES



Adaptive Cruise Control with Queue Assist and High-Speed Emergency Braking

- **Adaptive Cruise Control with Queue Assist and High-Speed Emergency Braking** works when you're cruising on the motorway or travelling in slow-moving traffic, to keep your vehicle a set distance from the one in front. Should the vehicle in front stop completely, your vehicle will come to a smooth halt. Once the traffic moves, simply touch the accelerator and Adaptive Cruise Control will resume following the vehicle in front. The system can be activated from 20 km/h up to motorway speeds. If a collision is unavoidable, Adaptive Cruise Control will engage High-Speed Emergency Braking to help reduce injuries and damage by automatically applying the brakes.
- **Driver Condition Monitor** detects if you're starting to feel drowsy and gives you an early warning when you need to take a break.

### DRIVE PRO PACK



Lane Keep Assist

- For an even more relaxed drive the optional Drive Pro Pack contains a wide range of driver assistance features including the Driver Condition Monitor in the Drive Pack, plus:
- **Lane Keep Assist** detects when your vehicle is unintentionally drifting out of your lane, and gently steers you back.
  - **Adaptive Cruise Control with Queue Assist and High Speed Emergency Braking.**

## ENJOY STRESS-FREE PARKING

Range Rover offers the most advanced technologies to deliver intuitive and easy parking solutions. Whether reversing, parallel parking or getting into or out of tight spaces, these features make life easier. Available as standard, optional or as part of an option pack.

### STANDARD PARK FEATURES



Front and Rear Parking Aid

- **Front and Rear Parking Aid** helps make manoeuvring even easier. When you select Reverse, or choose to activate them manually, sensors located in the front and rear bumpers are triggered. As you park, the Touchscreen display and audio feedback indicates how close you are to obstacles.
- **Rear View Camera** provides improved visibility when reversing. Static lines representing the vehicle's outer perimeter and predicted path are superimposed on the rearward image, to make parking in tight spots as easy as possible. This valuable parking aid also helps when hitching a trailer.

### OPTIONAL PARK FEATURES



Surround Camera System

- **Surround Camera System** uses four digital cameras discretely placed around the vehicle, providing a 360° overhead view on the Touchscreen. With the capacity to display several different views at the same time, this helps with various manoeuvres from parking by a kerb, to getting in and out of tight spaces and junctions.



## OPTIONAL PARK PACKS

### PARK PACK



360° Parking Aid

The optional Park Pack assists you with manoeuvring in tight spaces and in urban environments, it features:

- **360° Parking Aid** gives you complete confidence when manoeuvring in tight spaces. Sensors located around the vehicle are automatically triggered when Reverse is selected, or can be manually activated, with a graphic appearing on the Touchscreen showing an overhead view of the vehicle. As you park, the Touchscreen display and audio feedback indicates how close you are to obstacles.


### PARK PRO PACK



Park Assist

The optional Park Pro Pack enables you to park and manoeuvre safely and securely in and out of tight spaces and into traffic that is obscured by buildings or other vehicles. It includes the 360° Parking Aid in the Park Pack, plus:

- **Park Assist** makes parallel and perpendicular parking easier than ever by steering your vehicle into a suitable space. You just have to select the appropriate gear and control the vehicle's speed with the brake and accelerator pedals. Graphics and notifications guide you through the manoeuvres. Park Assist will also steer you out of a space, taking all of the stress out of parking.



## EFFICIENT TECHNOLOGIES

### SUSTAINABLE BY DESIGN

Land Rover are committed to producing vehicles that use more sustainable materials, produce less waste and use fewer natural resources as part of our approach to sustainable business. Range Rover's development process has included a full life cycle assessment and has been designed to be 85 percent recyclable/re-usable and 95 percent recoverable at the end of the vehicle's life.

Our innovative design enables the use of a unique alloy in the vehicle body, made from up to 50 percent recycled aluminium derived from our closed loop manufacturing process, retaining quality and performance but delivering lower life cycle CO<sub>2</sub> emissions. Closed loop manufacturing means taking the scrap from the body pressings process, segregating it and re-melting it back into quality sheet aluminium at our supplier, to be used again to press out body panels, thereby reducing the need to use primary aluminium.

## ENGINE MANUFACTURING CENTRE

Jaguar Land Rover's Engine Manufacturing Centre, where our Ingenium engines are developed, has been built to the highest environmental standard (BREEAM Excellent) and features the largest rooftop solar panel installation in the UK. Comprising no fewer than 22 600 individual panels, which are capable of providing up to 6.2 MW. The panels have the capacity to provide up to 30 percent of the site's energy needs, which could reduce the CO<sub>2</sub> footprint by approximately 2 400 tonnes per year.

## SMART REGENERATIVE CHARGING

Smart regenerative charging prioritises the charging of the battery when the vehicle is decelerating to capture wasted kinetic energy and reduce fuel consumption.

## INTELLIGENT STOP/START SYSTEM\*

To ensure the greatest possible fuel efficiency, all Range Rover powertrains incorporate low CO<sub>2</sub> technologies such as the advanced intelligent Stop/Start system, which improves fuel consumption by between 5 and 7 percent. The system automatically shuts down the engine at rest and starts it again as soon as you lift your foot off the brake. It features a Tandem Solenoid Starter with a dedicated secondary battery for instant restarting.



\*Market dependent.

Official EU test figures. For comparison purposes only. Real world figures may differ.  
Low fuel warning at 9 l approximately.

## SAFETY

# SAFE AND SECURE

With its sophisticated design cues and use of materials, Range Rover provides a high degree of protection. Its all-aluminium monocoque body makes it one of the strongest vehicles of its kind. The inclusion of high strength aluminium in the body structure ensures minimum intrusion into the safety cell in the event of a collision. While the elevated Command Driving Position provides enhanced visibility in all conditions. You can see more of the road and be easily seen by other road users; providing an enhanced feeling of safety and confidence.

It has also been engineered to include a wealth of standard features not only to protect you and your passengers, but to actively help prevent accidents occurring:

**Dynamic Stability Control (DSC)** monitors Range Rover's dynamic behaviour, intervening to maximise vehicle stability. DSC reduces engine torque and applies braking to the appropriate wheels to correct the vehicle's direction of travel by counteracting understeer or oversteer.

**Anti-lock Braking System (ABS)** allows the vehicle to maintain traction with the road surface whilst braking and prevents wheels from locking – thereby retaining the vehicle's ability to steer. The system helps to shorten the braking distance.

**Electronic Brake-force Distribution (EBD)** automatically varies the braking force to each axle in order to minimise stopping distance, while still maintaining stability and the vehicle's ability to steer.



**Electronic Traction Control (ETC)** optimises traction and stability by controlling wheel spin. The ETC system reduces torque to the spinning wheel, then applies braking to the wheel, if required.

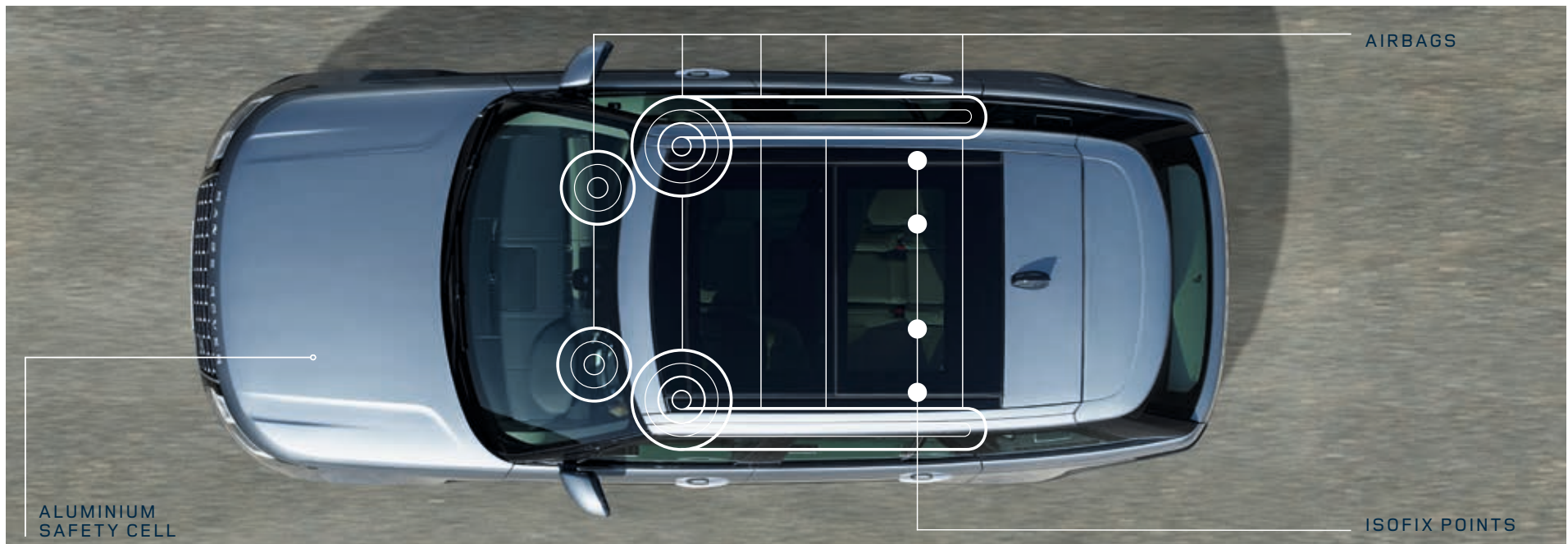
**Cornering Brake Control (CBC)** automatically varies the braking force to each wheel when the vehicle's brakes are applied around a corner and the limit of grip is reached. The system will prevent the vehicle's wheels from locking up and skidding in this event through varying the braking force applied to each wheel.

**Roll Stability Control (RSC)** is integrated with DSC to reduce the possibility of rollover, while providing agility and ability to steer around obstacles. It monitors the vehicle motion and cornering forces to detect any potential risk of rollover. When risk is detected, braking is applied to the outside front wheel to reduce forces which contribute to rollover.

**Emergency Brake Assist** understands when you apply the brakes quickly but without the necessary force to maximise stopping performance. It therefore boosts the brake pressure through the ABS pump to ensure you stop in time.

**Hazard Lights Under Braking** – To help reduce the risk of a collision, the Emergency Stop Signal system automatically activates the hazard warning lights during emergency braking.

To improve safety further for all the family, two ISOFIX points for baby/child seat restraints are fitted on each side of the rear seats and additional protection is offered by seat belt pretensioners which, in the event of a front impact, reduce forward movement. To further protect you, there is a comprehensive system of airbags including driver and passenger airbags, side curtain and thorax.





# LIGHTING TECHNOLOGY

Range Rover features all-round exterior LED lighting with standard features including signature Daytime Running Lights, automatic headlights and power wash. LED lights are designed to last the lifetime of the vehicle and are more energy efficient. Also, the quality of light produced is closer to daylight conditions, so driving at night becomes less tiring.

A range of beam pattern assistance features provide maximum light while minimising the impact on other road users. The standard Premium LED headlights can be enhanced by the optional Auto High Beam Assist which turns on the main beam and dips it when other road users are detected.

**Optional Matrix LED headlights** and **Pixel LED headlights** both feature an Adaptive Front-lighting System (AFS) and also enable Advanced Driving Beam (ADB). The AFS optimises the lighting beam to suit a range of driving conditions: town, country, motorway and bad weather, while the ADB allows you to use both the high and low beam concurrently. By splitting the main beam into vertical strips, the Matrix LED headlights can cast four vertical shadows in front of a vehicle ahead to prevent dazzling without having to dip the main beam and lose the illumination.

**Optional Pixel LED headlights**, with nearly three times as many LEDs than the Matrix headlights, offer our most advanced headlight technology and build on the ADB capability to ensure maximum light. By splitting the main beam pattern vertically and horizontally, they enable up to four higher definition shadows to avoid dazzling multiple vehicles ahead. This headlight option incorporates Bending Lights which operate at higher speeds to direct the main beam pattern according to the direction of steering.

**Optional Pixel-laser LED headlights** build on the Pixel LED headlight option with the addition of laser technology. The long range laser delivers five times higher luminance than standard LED lights and is particularly useful for long straight road driving. They become operational above 80 km/h and when no other external lights are detected, to produce clear sight for 500 m.



HEADLIGHT FEATURES	PREMIUM LED HEADLIGHTS	MATRIX LED HEADLIGHTS	PIXEL LED HEADLIGHTS	PIXEL-LASER LED HEADLIGHTS
Number of LEDs per vehicle	24	52	142	144
Auto High Beam Assist (AHBA)	□	■	■	■
Adaptive Front Lighting (AFS)	-	■	■	■
Matrix Advanced Driving Beam (ADB)	-	■	-	-
Pixel Advanced Driving Beam (ADB)	-	-	■	■
Dynamic Bending Light	-	-	■	■
Laser High Beam	-	-	-	■

■ Standard □ Optional - Not Available.



## VERSATILITY

# TRULY FLEXIBLE

## ELEGANT ARRIVAL

There's a raft of features to make every journey even more comfortable and enjoyable than ever. **Automatic Access Height** allows you to get in and out of the vehicle with greater ease and elegance as, when activated, this feature lowers the vehicle by as much as 50 mm. Prior to leaving the vehicle, optional **Clear Exit Monitor** provides an alert to rear seat passengers to prevent them opening the door onto approaching obstacles. The vehicle is also available with optional **Soft Door Close** to provide power latching on the front and rear doors.

## INTERIOR CLIMATE

To prevent the cabin from overheating in the sun and minimise demands on the air conditioning, the **auto sunblind\*** closes automatically when passengers have disembarked and the doors locked. When the vehicle is re-opened the sunblind returns to the position prior to it auto-closing. The **gesture sunblind\*** provides intuitive forward/backward gesture control of the blind allowing the driver to concentrate on the road ahead. The optional **Cabin Air Ionisation** with **Nanoe™** technology improves the air quality within the vehicle cabin, reduces allergens, viruses, airborne bacteria and associated odours. It does so by ionising particles in the air, making them attract to surfaces and thus helping to cleanse the air.

\*Only available with a panoramic roof.

Nanoe™ is a trademark of Panasonic Corporation.

Vehicle shown is Autobiography in Byron Blue with optional features fitted (market dependent).



## ACTIVITY KEY

With the optional **Activity Key** you can enjoy your favourite activities and keep your vehicle key securely in the vehicle. For extra convenience, you can strap the Activity Key to your wrist. The wristband is robust and fully waterproof, allowing you to take part in a range of activities from horse riding to swimming. Simply touch your Activity Key on the tailgate (behind the letter R in the Range Rover script) to lock or unlock the car and deactivate or reactivate the conventional key fob.

## TAILGATE

The split tailgate is distinctly Range Rover. Its electrically operated upper and lower tailgates\*\* provide a platform for social and sporting events coupled with greater protection from the elements. **Powered gesture tailgate** allows you to open and close the tailgate from the kerb without needing to touch either the vehicle or the key fob. And as the system is compatible with optional towing solutions, you can still tackle demanding situations with the least amount of fuss. Access to the loadspace is enhanced with **Rear Height Adjust** which lowers the rear suspension by up to 50 mm when the tailgate is opened. This creates a more natural ramp angle for ease of loading.

\*\*Optional for HSE.





## BENCH SEATING



5 SEATS  
900 l



4 SEATS



3 SEATS  
1 522 / 1 639 l  
(SWB / LWB)




2 SEATS  
1 943 / 2 142 l  
(SWB / LWB)

## INTELLIGENT SEAT CARGO MODE/CONVENIENCE FOLD

**Intelligent Seat Cargo Mode**, enabling the power fold of the rear seats whilst moving the front seats forward and preventing obstruction, is fitted with 60:40 bench seats with power recline and load-through (ideal for long items such as skis).

**Convenience Fold**, available with the optional rear Executive Class seats only, allows you to configure the rear seats via the upper Touchscreen, which can be truly useful when you're returning with a clutch of shopping bags or an awkward load.

## REAR EXECUTIVE CLASS SEATING



## POWER AND STOWAGE

With optional 2 x domestic power sockets, up to 5 x 12 V sockets and up to 7 x **USB ports** located throughout the cabin, multiple electronic devices can be charged on the go. And to ensure your cabin is clutter-free, there is increased stowage space including a recess specifically for smartphones in the front centre console compartment. In addition to the optional front centre cooler compartment, a front centre refrigerator compartment can be specified as an alternative, to provide the luxury of cooling drinks on demand. It can accommodate up to 4 x 500 ml bottles and maintain them at a temperature of 5°C, with the ability to perform a rapid cool to quickly chill your drink.



# TOWING

With a towing capacity of up to 3 500 kg\* and by incorporating tailored technologies, Range Rover can handle the most demanding of tasks.

## ELECTRICALLY DEPLOYABLE TOW BAR

This optional system is deployed using a convenient button in the loadspace compartment, or via the Touchscreen.

## TOW HITCH ASSIST

Tow Hitch Assist makes coupling a trailer to the vehicle much easier by helping you visualise the hitching process; it displays the predicted path of the vehicle tow ball towards the trailer tow bar on the Touchscreen. Standard with Rear View Camera.

## REAR HEIGHT ADJUST

Rear Height Adjust allows the use of switches in the loadspace or on the key fob to lower the rear suspension height by up to 50 mm – useful when loading or unloading cumbersome items, or when hitching, unhitching or loading a trailer.

## TOW ASSIST

Tow Assist helps with reversing by predicting the trailer's direction. The system displays the predicted path of both the vehicle and the trailer as coloured trajectory lines on the Touchscreen. For precise guidelines you can even choose your trailer's width. Standard with Surround Camera System.

## ADVANCED TOW ASSIST

Advanced Tow Assist allows you to control the direction of your trailer when reversing by using the rotary Terrain Response 2 controller. The optional system will control the vehicle's steering to achieve the desired trailer trajectory.

## TRAILER STABILITY ASSIST

Trailer Stability Assist (TSA) gives you greater stability when towing. Should TSA detect a dangerous trailer sway situation is developing, it can help you regain control by gradually reducing Range Rover's speed through lowering engine power and applying the brakes individually on each side of the vehicle to control the sway.



\*3 000 kg limit on V8 Supercharged 416 kW.







## SPECIAL VEHICLE OPERATIONS

# SVAUTOBIOGRAPHY DYNAMIC

## EXTERIOR

Designed and engineered by Special Vehicle Operations (SVO) – Land Rover’s centre of excellence for bespoke commissions, luxury editions and performance models – the SVAutobiography Dynamic offers the pinnacle in performance and luxury.

Designed for luxury performance, the flowing lines and contemporary design of SVAutobiography Dynamic will turn heads all over the world. With a tuned chassis, steering, exhaust and suspension, the SVAutobiography Dynamic sits 8 mm lower than a standard Range Rover – its aggressive stance hinting at the power and performance contained within. Unique Graphite Atlas accents, distinctive Red Land Rover branded brake calipers and exclusive wheels add to the performance appeal of the vehicle. The SVAutobiography Dynamic provides a new level of agility and performance for the driver to enjoy.



“The distinctive exterior of Range Rover SVAutobiography Dynamic is timeless. With a powerful V8 engine at its heart, it has the performance and agility to match its dynamic appearance”.

John Edwards.  
Managing Director of Special Vehicle Operations.

## INTERIOR

Encapsulating luxurious comfort and style, the interior of SVAutobiography Dynamic epitomises the very best in sublime craftsmanship. Alluring to the touch, only the very finest Diamond Quilted leathers feature within the cabin. A knurled finish to interior features including the Stop/Start button, rotary shifter and foot pedals adds to the sense of refinement. The Steel Weave Carbon Fibre finishers reflect SVAutobiography Dynamic's distinctive personality.



Interior shown is SVAutobiography Dynamic in Ebony/Vintage Tan with Ebony/Vintage Tan seats and Steel Weave Carbon Fibre finisher with optional features fitted (market dependent).





"Range Rover SVAutobiography Long Wheelbase epitomises sophisticated design. Our most luxurious specification yet, this vehicle has been crafted with precision and care, culminating in exquisite attention to detail".

John Edwards.

Managing Director of Special Vehicle Operations.

## SVAUTOBIOGRAPHY LONG WHEELBASE

### EXTERIOR

Craftsmanship never goes out of style and over 45 years of expertise in designing Range Rover is manifested in each SVAutobiography Long Wheelbase. Every tailored aspect whispers elegance and attention to detail. Approaching the front, each vehicle is crafted with luxury design cues such as the unique front grille and 'Range Rover' front and rear script with a dark knurled-effect finish edged in Bright Chrome.

The SVAutobiography Long Wheelbase retains a poised stance, even with the 200 mm extra length. Body-coloured side vent graphics are punctuated by Bright Chrome inserts, with Bright Chrome door handle surrounds and tailgate finisher. Unique 53.34 cm (21) and 55.88 cm (22) wheel choices complete the luxury design.

To reflect your personal taste, the option of exterior Duo Tone paint allows customers to specify the vehicle in one of eight exterior colours\* below the waistline, with a Santorini Black, Aruba or Corris Grey finish above the waistline to produce a prestigious appearance.



\*Duo Tone paint available on SVAutobiography Long Wheelbase. Please see page 68 for Duo Tone combinations.

Vehicle shown right is SVAutobiography Long Wheelbase with Duo Tone paint in Corris Grey and Santorini Black with optional features fitted (market dependent).





52 Interior shown is SVAutobiography Long Wheelbase in Vintage Tan/Vintage Tan with Satin Santos Palisander trim finisher and optional features fitted (market dependent).



## INTERIOR

Having operated the power close rear doors from fully open at the touch of a button, the interior of SVAutobiography Long Wheelbase is revealed as the epitome of refined, sophisticated and indulgent living. Attention to the minutiae is in everything you see and touch. From the rear centre console's power deployable tables to the exclusive Diamond Quilted leather seats and rear seat refrigerated compartment, the vehicle exudes confidence and a calm, collected air.

A knurled finish to interior features such as Stop/Start button, rotary shifter and armrest adjusters, all add to the refined look. Comfort Plus Executive Class seats come as standard, ensuring every journey is a truly relaxing experience.

Optional features include: a power deployable loadspace floor in veneer or carpet finish to enhance this area of the vehicle and a Tailgate Event Seating system. This provides two comfortable luxury leather seats which mount in the tailgate when the vehicle is stationary for participating in outdoor events.

## SPECIFICATIONS



# CHOOSE YOUR MODEL

Each model has a choice of engines and distinctive features. This guide will help you to select your ideal Range Rover. On the following pages you'll see the standard features for each model.

To find out more and see your model specification, configure your Range Rover at [landrover.in](http://landrover.in)



MODEL AVAILABILITY	VOGUE	VOGUE SE	AUTOBIOGRAPHY	SVAUTOBIOGRAPHY DYNAMIC	SVAUTOBIOGRAPHY LONG WHEELBASE
Standard Wheelbase	■	■	■	■	-
Long Wheelbase	■	■	■	-	■



## STANDARD FEATURES FOR ALL MODELS

### DYNAMICS

- 8-speed Automatic Transmission
- Twin-speed transfer box
- All Wheel Drive (AWD)
- Adaptive Dynamics
- Electronic Power Assisted Steering (EPAS)
- Dynamic Stability Control (DSC)
- Low Traction Launch
- Electronic Traction Control (ETC)
- Roll Stability Control (RSC)
- Cornering Brake Control (CBC)
- Automatic Access Height
- Hill Descent Control (HDC)
- Electronic Air Suspension
- Electric Parking Brake (EPB)
- Electronic Brake-force Distribution (EBD).

### EXTERIOR FEATURES

- Acoustic laminated windscreen
- Rain sensing windscreen wipers
- Rear wash wiper
- Winter wiper park position
- Fixed panoramic roof.

### EXTERIOR LIGHTING

- Automatic headlights
- Daytime Running Lights (DRL)
- LED tail lights
- Follow me home lighting
- Centre high mounted stop light
- Headlight power wash
- Front fog lights.

### WHEELS AND TYRES

- Tyre Pressure Monitoring System (TPMS)
- Locking wheel nuts.

### TOWING

- Trailer Stability Assist (TSA)
- Electrical towing preparation
- Front and rear recovery eyes.

### INTERIOR FEATURES

- Multi-function steering wheel
- Electrically adjustable steering column
- Sunvisors with illuminated vanity mirrors
- Electric windows with one-touch open/close and anti-trap
- Lockable glovebox
- Front and rear cupholders
- Front and rear grab handles.

### CONVENIENCE

- Push Button Start
- Centre console with storage and armrest
- Driver and passenger front seat armrests
- Rear centre armrest
- Loadspace light
- Loadspace cover
- Easy boot loading
- Luggage tie-downs in loadspace
- Four-zone Climate Control
- Powered gesture tailgate.

### INFOTAINMENT

- Touch Pro Duo
- 31.24 cm (12.3) Interactive Driver Display
- 12 V power sockets
- USB sockets
- Bluetooth® connectivity.

### DRIVER ASSISTANCE

- Emergency Braking
- Cruise Control and Speed Limiter
- Front and Rear Parking Aid.

### SAFETY

- Emergency Brake Assist (EBA)
- Intrusion sensor
- Anti-lock Braking System (ABS)
- Customer configurable autolock
- Height adjustable seatbelts
- Customer configurable single point entry
- Power operated child locks
- Rear ISOFIX
- Front airbags with passenger seat occupant detector
- Front side airbags.

VOGUE



VOGUE SE







	VOGUE (IN ADDITION TO STANDARD FEATURES)	VOGUE SE (IN ADDITION TO STANDARD FEATURES)
DYNAMICS	– Terrain Response.	– <b>Terrain Response 2</b> – <b>All Terrain Progress Control (ATPC).</b>
WHEELS	– 50.80 cm (20) 12 Spoke 'Style 1065' with Silver finish; 50.80 cm (20) full size spare wheel.	– <b>53.34 cm (21) 7 Split-Spoke 'Style 7001' with Silver finish;</b> <b>53.34 cm (21) spare wheel.</b>
EXTERIOR FEATURES	<ul style="list-style-type: none"> <li>– Atlas grille mesh foil and inner surround with Narvik Black frame</li> <li>– Atlas front bumper accent</li> <li>– Satin body-coloured front bumper vent finisher</li> <li>– Satin body-coloured side vent graphic and side accent graphic</li> </ul>	<ul style="list-style-type: none"> <li>– Corris Grey tow eye cover</li> <li>– Atlas tailgate finisher</li> <li>– Heated windscreen</li> <li>– Laminated front and rear side glass</li> <li>– Power fold, heated door mirrors with memory and approach lights</li> <li>– Auto-dimming exterior mirrors.</li> </ul>
EXTERIOR LIGHTING	– Matrix LED headlights with signature DRL.	– Matrix LED headlights with signature DRL.
INTERIOR FEATURES	<ul style="list-style-type: none"> <li>– Perforated Windsor leather seats</li> <li>– 20-way heated front seats with power recline heated rear seats</li> <li>– Kalahari veneer</li> <li>– Morzine headlining</li> </ul>	<ul style="list-style-type: none"> <li>– Heated steering wheel</li> <li>– Carpet mats</li> <li>– Twin-blade sunvisors with illuminated vanity mirrors</li> <li>– Aluminium treadplates with Range Rover script.</li> </ul>
CONVENIENCE	<ul style="list-style-type: none"> <li>– Powered gesture tailgate</li> <li>– Soft door close</li> <li>– Keyless Entry.</li> </ul>	<ul style="list-style-type: none"> <li>– <b>Perforated Semi-Aniline leather seats</b></li> <li>– <b>20-way heated and cooled front seats with power recline heated and cooled rear seats</b></li> <li>– Kalahari veneer</li> <li>– Morzine headlining</li> </ul>
INFOTAINMENT	– Meridian™ Sound System.	– <b>Configurable Ambient Interior Lighting</b> – Soft door close – Keyless Entry.
DRIVER ASSISTANCE	<ul style="list-style-type: none"> <li>– Rear View Camera</li> <li>– Lane Departure Warning.</li> </ul>	– <b>Meridian™ Surround Sound System.</b> – Surround Camera System – Lane Departure Warning.
LONG WHEELBASE FEATURES	<ul style="list-style-type: none"> <li>– Illuminated aluminium treadplates with Range Rover script</li> <li>– Electric rear side window sunblinds</li> <li>– Configurable Ambient Interior Lighting.</li> </ul>	<ul style="list-style-type: none"> <li>– Illuminated aluminium treadplates with Range Rover script</li> <li>– Electric rear side window sunblinds.</li> </ul>

AUTOBIOGRAPHY





## AUTOBIOGRAPHY (IN ADDITION TO STANDARD FEATURES)

<b>DYNAMICS</b>	<ul style="list-style-type: none"> <li>– Terrain Response 2</li> <li>– All Terrain Progress Control (ATPC).</li> </ul>
<b>WHEELS</b>	<ul style="list-style-type: none"> <li>– <b>53.34 cm (21) 7 split-spoke 'Style 7001' with Light Silver Diamond Turned finish</b></li> <li>– <b>53.34 cm (21) full size spare wheel.</b></li> </ul>
<b>EXTERIOR FEATURES</b>	<ul style="list-style-type: none"> <li>– Atlas grille mesh foil and inner surround with Narvik Black frame</li> <li>– <b>Atlas front bumper accent and front bumper vent finisher</b></li> <li>– <b>Atlas side vent graphic and side accent graphic</b></li> <li>– Atlas door handle surrounds</li> <li>– Corris Grey tow eye cover</li> <li>– Atlas tailgate finisher</li> <li>– Heated windscreen</li> <li>– Laminated front and rear side glass</li> <li>– Power fold, heated door mirrors with memory and approach lights</li> <li>– Auto-dimming exterior mirrors.</li> </ul>
<b>EXTERIOR LIGHTING</b>	<ul style="list-style-type: none"> <li>– <b>Pixel LED headlights with signature DRL.</b></li> </ul>
<b>INTERIOR FEATURES</b>	<ul style="list-style-type: none"> <li>– Perforated Semi-Aniline leather seats</li> <li>– <b>24-way heated and cooled, massage front seats with Executive Class rear seats</b></li> <li>– <b>Satin Straight Walnut veneer</b></li> <li>– <b>Suedecloth headlining</b></li> <li>– Heated steering wheel</li> <li>– <b>Premium carpet mats</b></li> <li>– Twin-blade sunvisors with Illuminated vanity mirrors</li> <li>– <b>Illuminated aluminium treadplates with Autobiography script.</b></li> </ul>
<b>CONVENIENCE</b>	<ul style="list-style-type: none"> <li>– Configurable Ambient Interior Lighting</li> <li>– Soft door close</li> <li>– Keyless Entry.</li> </ul>
<b>INFOTAINMENT</b>	<ul style="list-style-type: none"> <li>– Meridian™ Surround Sound System.</li> </ul>
<b>DRIVER ASSISTANCE</b>	<ul style="list-style-type: none"> <li>– Surround Camera System</li> <li>– Lane Departure Warning.</li> </ul>
<b>LONG WHEELBASE FEATURES</b>	<ul style="list-style-type: none"> <li>– <b>Electric rear side window sunblinds.</b></li> </ul>

SVAUTOBIOGRAPHY DYNAMIC





**SVAUTOBIOGRAPHY DYNAMIC**  
(IN ADDITION TO STANDARD FEATURES)

<b>DYNAMICS</b>	<ul style="list-style-type: none"> <li>- Terrain Response 2</li> <li>- All Terrain Progress Control (ATPC)</li> <li>- <b>Dynamic Response</b></li> </ul>	<ul style="list-style-type: none"> <li>- <b>Red brake calipers</b></li> <li>- <b>Unique SVAutobiography integrated metal tailpipe finishers.</b></li> </ul>
<b>WHEELS</b>	<ul style="list-style-type: none"> <li>- <b>53.34 cm (21) 5 Split-Spoke 'Style 5005' with Dark Grey finish; 53.34 cm (21) spare wheel.</b></li> </ul>	
<b>EXTERIOR FEATURES</b>	<ul style="list-style-type: none"> <li>- <b>Unique SVAutobiography Dynamic grille</b></li> <li>- <b>Graphite Atlas grille mesh foil with Bright Chrome inserts, Bright Chrome inner surround and Narvik Black frame</b></li> <li>- <b>Graphite Atlas front bumper accent and front bumper vent finisher</b></li> <li>- <b>Graphite Atlas side vent graphic with Bright Chrome inserts and Graphite Atlas side accent graphic</b></li> <li>- <b>Bright Chrome door handle surrounds</b></li> </ul>	<ul style="list-style-type: none"> <li>- <b>Indus Silver tow eye cover</b></li> <li>- <b>Graphite Atlas tailgate finisher</b></li> <li>- Heated windscreen</li> <li>- Laminated front and rear side glass</li> <li>- <b>Black contrast roof</b></li> <li>- Power fold, heated door mirrors with memory and approach lights</li> <li>- Auto-dimming exterior mirrors.</li> </ul>
<b>EXTERIOR LIGHTING</b>	<ul style="list-style-type: none"> <li>- <b>Pixel-laser LED headlights with signature DRL.</b></li> </ul>	
<b>INTERIOR FEATURES</b>	<ul style="list-style-type: none"> <li>- <b>Quilted perforated Semi-Aniline leather seats</b></li> <li>- <b>24-way heated and cooled, enhanced massage front seats with Executive Class Comfort-Plus rear seats</b></li> <li>- <b>Steel Weave Carbon Fibre trim finisher</b></li> <li>- <b>Perforated leather headlining</b></li> </ul>	<ul style="list-style-type: none"> <li>- Heated steering wheel</li> <li>- Premium carpet mats</li> <li>- Twin-blade sunvisors with illuminated vanity mirrors</li> <li>- <b>Illuminated aluminium treadplates with illuminated SVAutobiography script</b></li> <li>- <b>SVAutobiography pedals with knurled-effect.</b></li> </ul>
<b>CONVENIENCE</b>	<ul style="list-style-type: none"> <li>- Configurable Ambient Interior Lighting</li> <li>- Soft door close</li> <li>- Keyless Entry.</li> </ul>	
<b>INFOTAINMENT</b>	<ul style="list-style-type: none"> <li>- <b>Meridian™ Signature Sound System.</b></li> </ul>	
<b>DRIVER ASSISTANCE</b>	<ul style="list-style-type: none"> <li>- Surround Camera System</li> <li>- <b>Lane Keep Assist</b></li> <li>- <b>Driver Condition Monitor</b></li> </ul>	<ul style="list-style-type: none"> <li>- <b>Adaptive Cruise Control with Queue Assist</b></li> <li>- <b>Park Assist</b></li> <li>- <b>360° Parking Aid.</b></li> </ul>

# SV AUTOBIOGRAPHY LONG WHEELBASE

Range Rover SVAutobiography Long Wheelbase is exquisitely crafted. The epitome of luxury, this vehicle offers a range of exclusive interior and exterior features, together with a stunning choice of options that elevate its refinement and elegance to the very highest levels.





### SVAutobiography Long Wheelbase

<b>DYNAMICS</b>	<ul style="list-style-type: none"> <li>- Terrain Response 2</li> <li>- All Terrain Progress Control (ATPC)</li> <li>- Dynamic Response</li> </ul>	<ul style="list-style-type: none"> <li>- Gloss Black brake calipers on 416 kW V8 engine specification</li> <li>- Exclusive SVAutobiography integrated metal tailpipe finishers on 416 kW V8 engine specification.</li> </ul>
<b>WHEELS</b>	<ul style="list-style-type: none"> <li>- 53.34 cm (21) 7 spoke 'Style 7006' with High Gloss Polished finish</li> </ul>	<ul style="list-style-type: none"> <li>- 53.34 cm (21) full size spare wheel on 5.0 l, 416 kW V8 engine</li> <li>- 50.8 cm (20) reduced section spare wheel on 4.4 l, 250 kW engine.</li> </ul>
<b>EXTERIOR FEATURES</b>	<ul style="list-style-type: none"> <li>- Exclusive SVAutobiography grille consisting of: Atlas grille mesh foil with Bright Chrome inserts, Bright Chrome inner surround and Narvik Black frame</li> <li>- Atlas front bumper accent and front bumper vent finisher</li> <li>- Body-coloured side vent graphic with Bright Chrome inserts and Atlas side vent graphic</li> <li>- Bright Chrome door handle surrounds</li> </ul>	<ul style="list-style-type: none"> <li>- Indus Silver tow eye cover</li> <li>- Bright Chrome tailgate finisher</li> <li>- Laminated front and rear side glass</li> <li>- Fixed panoramic roof</li> <li>- Power fold, heated door mirrors with memory and approach lights.</li> </ul>
<b>EXTERIOR LIGHTING</b>	<ul style="list-style-type: none"> <li>- Pixel-laser LED headlights with signature DRL</li> <li>- Front fog lights.</li> </ul>	
<b>INTERIOR FEATURES</b>	<ul style="list-style-type: none"> <li>- Quilted perforated Semi-Aniline leather seats</li> <li>- 24-way heated and cooled, enhanced massage front seats with fixed centre console Executive Class Comfort-Plus rear seats</li> <li>- Santos Palisander veneer trim finisher</li> <li>- Perforated leather headlining</li> <li>- Deployable tables with leather finish</li> <li>- Front centre console refrigerator compartment and rear seat refrigerator compartment</li> </ul>	<ul style="list-style-type: none"> <li>- Heated steering wheel</li> <li>- Mohair mats with leather binding</li> <li>- Twin-blade sunvisors with illuminated vanity mirrors</li> <li>- Illuminated aluminium treadplates with illuminated SVAutobiography script</li> <li>- SVAutobiography pedals with knurled-effect.</li> </ul>
<b>CONVENIENCE</b>	<ul style="list-style-type: none"> <li>- Four-zone Climate Control</li> <li>- Configurable Ambient Interior Lighting</li> <li>- Powered gesture tailgate</li> </ul>	<ul style="list-style-type: none"> <li>- Power close rear doors from fully open position</li> <li>- Keyless Entry</li> <li>- Soft door close.</li> </ul>
<b>INFOTAINMENT</b>	<ul style="list-style-type: none"> <li>- Meridian™ Signature Sound System</li> </ul>	<ul style="list-style-type: none"> <li>- 25.4 cm (10) Rear Seat Entertainment.</li> </ul>
<b>DRIVER ASSISTANCE</b>	<ul style="list-style-type: none"> <li>- Surround Camera System</li> <li>- Lane Keep Assist</li> <li>- Driver Condition Monitor</li> </ul>	<ul style="list-style-type: none"> <li>- Adaptive Cruise Control with Queue Assist</li> <li>- Park Assist</li> <li>- 360° Parking Aid.</li> </ul>



## CHOOSE YOUR ENGINE

You can choose from a range of diesel engines and petrol engines. All have Stop/Start technology, feature lightweight aluminium construction, produce lower emissions, better fuel consumption and effortless power.

### DRIVELINE AND ENGINE PERFORMANCE

POWERTRAIN DATA	DIESEL	
	3.0 I TDV6	4.4 I SDV8
	AUTOMATIC	AUTOMATIC
Driveline	All Wheel Drive (AWD)	All Wheel Drive (AWD)
Maximum power (kW/r/min)	190 / 3 750	250 / 3 500
Maximum torque (Nm/r/min)	600 / 1 750-2 250	740 / 1 750-2 250
Capacity (cm <sup>3</sup> )	2 993	4 367
No. of cylinders	6	8
Valves per cylinder	4	4
Cylinder layout	Longitudinal V	Longitudinal V
<b>PERFORMANCE</b>		
Time (s) 0-100 km/h (LWB)	8.0 (8.3)	6.9 (7.2)
Maximum speed (km/h)	209	218
<b>STANDARD FEATURES BY POWERTRAIN</b>		
Unpainted brake calipers	■	-
Grey anodised brake calipers	-	-
Grey anodised brake calipers with Land Rover script	-	■
Red brake calipers*	-	-
Dynamic Response	-	■

■ Standard – Not Available.

\*SVAutobiography Dynamic only. \*\*With 55.88 cm (22) wheel.

Figures are for comparison purposes only. Real world figures may differ. Low fuel warning at 9 l approximately.





## DRIVELINE AND ENGINE PERFORMANCE

POWERTRAIN DATA	PETROL		
	3.0 I V6 SUPERCHARGED	5.0 I V8 SUPERCHARGED	5.0 I V8 SUPERCHARGED
	AUTOMATIC	AUTOMATIC	AUTOMATIC
Driveline	All Wheel Drive (AWD)	All Wheel Drive (AWD)	All Wheel Drive (AWD)
Maximum power (kW/r/min)	250 / 6 500	386 / 6 000-6 500	416 / 6 000-6 500
Maximum torque (Nm/r/min)	450 / 3 500-5 000	625 / 2 500-5 500	700 / 3 500-5 000
Capacity (cm <sup>3</sup> )	2 995	4 999.7	4 999.7
No. of cylinders	6	8	8
Valves per cylinder	4	4	4
Cylinder layout	Longitudinal V	Longitudinal V	Longitudinal V
<b>PERFORMANCE</b>			
Time (s) 0-100 km/h (LWB)	7.4 (7.8)	5.4 (5.5)	5.4 (5.5)
Maximum speed (km/h)	209	225 / 250**	225 / 250**
<b>STANDARD FEATURES BY POWERTRAIN</b>			
Grey anodised brake calipers	■	-	-
Grey anodised brake calipers with Land Rover script	-	■	-
Red brake calipers*	-	-	■
Dynamic Response	-	■	■



## CHOOSE YOUR EXTERIOR

### SELECT YOUR ROOF

Choose from a metal roof, fixed panoramic or sliding panoramic roof, both of which enhance the sense of space in the vehicle's interior and flood it with natural light. The fixed panoramic roof provides uninterrupted views of the surrounding environment. The sliding panoramic roof opens fully to let the outside in. You can select either a body-coloured or contrast roof in Narvik Black or Indus Silver to further enhance your vehicle's exterior. Metal and panoramic roofs available with all colour finishes.



Fixed Panoramic Roof  
standard



Sliding Panoramic Roof  
optional



Body-coloured Roof  
standard\*



Black Contrast Roof  
optional



Silver Contrast Roof  
standard\*\*



## SELECT YOUR PAINT COLOUR

Now you have chosen your preferred roof style, you can select your exterior paint colour. From rich, deep lustres to incandescent metallic patinas, our paints incorporate the latest in pigment technologies. Our solid paints produce a deep flat colour. Our metallics deliver a sparkle finish that is sure to catch the eye. And our optional Premium Metallic paints enhance both the colour and the intensity of the finish to give your vehicle even more presence.

### SOLID



Narvik Black




Fuji White

### METALLIC



Santorini Black



Yulong White



Corris Grey



Indus Silver



Byron Blue



Loire Blue



Rosello Red



Firenze Red\*


### PREMIUM METALLIC



Carpathian Grey



Silicon Silver



Aruba

\*Contrast roof standard. Only available on SVAutobiography Dynamic.



## SPECIAL VEHICLE OPERATIONS

### SVO PREMIUM PAINT PALETTE

An optional range of specifically formulated ultra metallic and special effect premium palette colours and finishes are available. These are the latest high technology colours and finishes delivered by our new state-of-the-art Special Vehicle Operations (SVO) facility. Whilst Bespoke by SVO offers a combination of colours and finishes and will colour-match to your exact requirement using our Match-to-Sample service. All special effect colours come in a gloss finish or, as an additional option, satin matte finish. SVAutobiography Long Wheelbase is available with the option of an exclusive Duo Tone finish in eight standard combinations or as a further option in Premium Paint Palette colours for the ultimate in personal expression.

To find out more visit [landrover.in](http://landrover.in) to configure your vehicle online.

#### ULTRA METALLIC



Ligurian Black\*



Bosphorus Grey\*\*



British Racing Green†



Madagascar Orange\*\*



Rio Gold†



Mescalito Black\*



Scafell Grey\*\*



Balmoral Blue\*\*



Velocity\*\*



Verbier Silver†



Borealis Black\*



Windward Grey\*\*



Desire\*\*



Flux\*\*



Ethereal†

#### SPECIAL EFFECT



Spectral British Racing Green†



Spectral Racing Red†



Spectral Blue†



Meribel White Pearl †



Valloire White Pearl†

#### DUO TONE



Santorini Black/Corris Grey




Santorini Black/Indus Silver



Santorini Black/Yulong White



Aruba/Silcon Silver



Santorini Black/Aruba



Santorini Black/Rosello Red



Santorini Black/Loire Blue



Corris Grey/Carpathian Grey



## SELECT YOUR RANGE ROVER DESIGN PACK

You can tailor the exterior of your Range Rover with the addition of two packs: Shadow Exterior Pack and Black Exterior Pack. Each one elevates the vehicle's sense of sophistication, with specific detailing also helping to add another level of individuality. Whichever pack you choose, it will add greatly to your Range Rover.

### SHADOW EXTERIOR PACK



Optional pack on Vogue, Vogue SE and Autobiography only

- Shadow Atlas bonnet and tailgate lettering
- Shadow Atlas grille mesh foil, inner surround and frame
- Shadow Atlas front bumper vent finisher<sup>††</sup> and front bumper accent
- Shadow Atlas door handle surrounds<sup>Δ</sup>
- Shadow Atlas side vent graphic and side accent graphic
- Shadow Atlas tailgate finisher.

### BLACK EXTERIOR PACK



Optional pack on Vogue, Vogue SE and Autobiography only

- Narvik Black bonnet and tailgate lettering
- Narvik Black grille mesh foil, inner surround and frame
- Narvik Black front bumper vent finisher<sup>††</sup> and front bumper accent
- Narvik Black front tow eye cover
- Narvik Black door mirror caps
- Narvik Black door handle surrounds<sup>Δ</sup>
- Narvik Black side vent graphic and side accent graphic
- Narvik Black tailgate finisher
- Choice of 53.34 cm (21) or 55.88 cm (22) Gloss Black finish alloy wheels.

<sup>††</sup>Optional feature on Autobiography only. <sup>Δ</sup>Optional feature on Vogue SE and Autobiography only. Features and their availability may differ by vehicle specification and market. For full feature and option availability please refer to the online configurator or visit your local Land Rover Retailer.



## CHOOSE YOUR WHEELS

There are 16 wheel styles to choose from. Sizes range from 48.26 cm (19) to the highly desirable 55.88 cm (22).  
With distinctive design cues, each one adds its own character to the overall look of the vehicle.

To see the wheels available on your model visit the configurator at [landrover.in](http://landrover.in)



48.26 cm (19) 5 SPLIT-SPOKE  
'STYLE 5001'



50.80 cm (20) 12 SPOKE  
'STYLE 1065'



53.34 cm (21) 5 SPLIT-SPOKE  
'STYLE 5005'  
WITH DARK GREY FINISH



53.34 cm (21) 7 SPLIT-SPOKE  
'STYLE 7001'  
WITH SILVER FINISH



53.34 cm (21) 6 SPOKE  
'STYLE 6002'



53.34 cm (21) 6 SPOKE  
'STYLE 6002'  
WITH DIAMOND TURNED FINISH



53.34 cm (21) 9 SPOKE  
'STYLE 9001'  
WITH GLOSS BLACK FINISH\*



53.34 cm (21) 7 SPOKE  
'STYLE 7006'  
WITH HIGH GLOSS POLISHED FINISH



53.34 cm (21) 7 SPLIT-SPOKE  
'STYLE 7001'  
WITH LIGHT SILVER DIAMOND TURNED FINISH



55.88 cm (22) 7 SPLIT-SPOKE  
'STYLE 7007'  
WITH DIAMOND TURNED FINISH



55.88 cm (22) 5 SPLIT-SPOKE  
'STYLE 5004'



55.88 cm (22) 5 SPLIT-SPOKE  
'STYLE 5087'  
WITH DIAMOND TURNED FINISH AND  
DARK GREY CONTRAST



55.88 cm (22) 9 SPLIT-SPOKE  
'STYLE 9012'  
WITH GLOSS BLACK FINISH\*



55.88 cm (22) 9 SPLIT-SPOKE  
'STYLE 9012'  
WITH MID-SILVER DIAMOND TURNED FINISH



55.88 cm (22) 7 SPLIT-SPOKE  
'STYLE 7018'  
WITH DYNAMIC POLISH FINISH AND  
LIGHT SILVER CONTRAST



55.88 cm (22) 11 SPOKE  
'STYLE 1046'

## CHOOSE YOUR INTERIOR

### BENCH SEAT



## SELECT YOUR SEAT CONFIGURATION

### Bench Seat

Arrive in style. The leather seating in Range Rover is both truly comfortable and effortlessly versatile. The 60:40 configuration with load through facility is available with a powered recline on Vogue, Vogue SE and Autobiography. All bench seats include Passenger Seat Away.

The powered recline also provides Intelligent Seat Fold, offering the ability to fold and configure your seats from the loadspace. Seat comfort is heightened with the addition of heated and cooled variants.

### Rear Executive Class Seat

The ultimate in luxury, these seats provide exemplary levels of comfort. Featuring wider and deeper cushioning, the power deployable centre console integrates seamlessly with the two outer passenger seats creating a luxury four seat environment. If more versatility is required, simply retract the power deployable centre console to reveal a centre seat for a third occupant. Or for the first time, fold your rear Executive Class seats forward to maximise your loadspace. Featuring Extreme Passenger Seat Away and powered recline as standard, optional Comfort and Comfort-Plus features including 'Hot-Stone' massage and heated calf rests\* create a truly luxurious environment. Available on Vogue SE, Autobiography, SVAutobiography Dynamic and SVAutobiography LWB.





### REAR EXECUTIVE CLASS SEAT



	1	2	3	4	5
COLOURWAYS See page 76	DOOR LOWER	DOOR AND ARM REST UPPER	INSTRUMENT PANEL UPPER	CUBBY BOX	INSTRUMENT PANEL LOWER
<b>A</b> Navy/Ivory	Navy	Ivory	Navy	Ivory	Ivory
<b>B</b> Espresso/Ivory	Espresso	Ivory	Espresso	Ivory	Ivory
<b>C</b> Espresso/Almond	Espresso	Almond	Espresso	Almond	Almond
<b>D</b> Ebony/Ebony	Ebony	Ebony	Ebony	Ebony	Ebony
<b>E</b> Ebony/Ivory	Ebony	Ivory	Ebony	Ivory	Ivory
<b>F</b> Ebony/Vintage Tan	Ebony	Vintage Tan	Ebony	Vintage Tan	Ebony
<b>G</b> Ebony/Pimento	Ebony	Pimento	Ebony	Pimento	Ebony
<b>EXCLUSIVE TO SVAUTOBIOGRAPHY DYNAMIC</b>					
<b>H</b> Ebony/Ebony	Ebony	Ebony	Ebony	Ebony	Ebony
<b>I</b> Ebony/Cirrus	Ebony	Cirrus	Ebony	Ebony	Cirrus
<b>J</b> Ebony/Vintage Tan	Ebony	Vintage Tan	Ebony	Ebony	Vintage Tan
<b>K</b> Ebony/Pimento	Ebony	Pimento	Ebony	Ebony	Pimento

## EXCLUSIVE TO SVAUTOBIOGRAPHY LONG WHEELBASE

The beautifully sophisticated interior is offered in quilted perforated Semi-Aniline leather with Poltrona Frau leather available as an exclusive option. Both of these premium leathers can be specified in a range of new colourways including Navy/Cirrus and Vintage Tan. Two SVAutobiography interior trims – Satin Santos Palisander and Copper Weave Carbon Fibre – are available exclusively, alongside all of the standard veneer and finisher options, which can be seen on pages 76-77.




Power close rear doors further set this vehicle apart and are effortlessly operated by the touch of a button on the rear centre console. Ensuring even higher levels of elegance and comfort, features include the rear seat refrigerated compartment with veneered sliding electric door and electrically deployable tables.



### INTERIOR COLOUR COMBINATIONS



Ebony/Ebony



Navy/Cirrus



Ebony/Brogue



Vintage Tan/Vintage Tan



Ebony/Ivory

### INTERIOR FINISHERS




Satin Santos Palisander



Copper Weave Carbon Fibre

## SELECT YOUR INTERIOR COLOUR COMBINATION

Now you have chosen your model, you can select the perfect combination of interior colours.



A. Navy/Ivory



B. Espresso/Ivory



C. Espresso/Almond



D. Ebony/Ebony



E. Ebony/Ivory



F. Ebony/Vintage Tan



G. Ebony/Pimento

### EXCLUSIVE TO SVAUTOBIOGRAPHY DYNAMIC



H. Ebony/Ebony



I. Ebony/Cirrus



J. Ebony/Vintage Tan



K. Ebony/Pimento



## SELECT YOUR INTERIOR FINISHER

Now you've chosen your interior colour combination, choose one of nine interior finishers that are beautifully displayed in the cabin.




Grand Black veneer



Kalahari veneer



Satin Straight Walnut veneer



Shadow Walnut veneer



Black Burr Ash veneer



Figured Macassar veneer



Argento Pin-Stripe veneer



Steel Weave Carbon Fibre trim finisher\*

### EXECUTIVE CLASS SEATS ONLY



Grand Black with Cut Diamond Motif Metallic Inlay Effect veneer\*\*

\*Only available on SVAutobiography Dynamic. \*\*When Grand Black veneer is selected with Executive Class seats, the rear power deployable centre console will contain a Grand Black with Cut Diamond Motif Metallic Inlay Effect veneer.



## CHOOSE YOUR OPTIONS AND LAND ROVER GEAR

A wealth of line-fit options are available to select from at the point of ordering your new vehicle to help you express your individuality and appoint your Range Rover with the premium features you require. Features and their availability may differ by vehicle specification and market. For full feature and option availability please refer to the accompanying Specification Sheet or visit your local Land Rover Retailer.






---

## EXTERIOR FEATURES

---

Soft door close (see page 40).

---

## GLASS AND EXTERIOR MIRRORS

---

Auto-dimming exterior mirrors  
 Laminated front and rear glass  
 Laminated front and laminated privacy rear side glass  
 Heated windscreen  
 Solar attenuating windscreen to reduce temperature build up within cabin.

---

## ROOF OPTIONS

---

See page 66.

---

## EXTERIOR STYLING

---

See page 69  
 Satin body-coloured exterior accents – Satin body-coloured side vent graphic and side accent graphic  
 Atlas exterior accents – Atlas side vent graphic and side accent graphic  
 Carbon Fibre engine cover (SVAutobiography Dynamic only).

---

## INTERIOR FEATURES

---

Carpet mats\*  
 Premium carpet mats\*  
 Heated steering wheel  
 Wood and leather steering wheel  
 Illuminated aluminium treadplates with Range Rover script\*  
 Twin-blade sunvisors with illuminated vanity mirrors  
 Bright metal pedals  
**First and second row Smoker's Pack** – Includes cigar lighter and removable ash can in first row, and cigar lighter and ash can in second row  
 Front centre console cooler compartment  
 Front centre console refrigerator compartment  
 Loadspace storage rails with luggage retention kit  
 Cabin Air Ionisation (see page 40)  
 Remote Park Heat with Timed Climate – enables prewarming of vehicle using remote control or timer.

---

## HEADLINING

---

Ebony Morzine headlining  
 Leather headlining (only with sliding panoramic roof)  
 Suedecloth headlining.

---

## SEATING

---

Front Seats: 16/20/22/24-way, heated, cooled, massage, power recline  
 Rear seats: heated, cooled, massage, rear Executive Class seats  
 Grained leather, Windsor leather, Semi-Aniline leather, quilted Semi-Aniline leather.

---

## DRIVING DYNAMICS

---

All Terrain Progress Control (ATPC) (See page 21)  
Terrain Response 2 (see page 19)  
Active Locking Rear Differential (see page 20)  
Grey anodised brake calipers with Land Rover script  
Black brake calipers (SVAutobiography Dynamic only).

---

## INFOTAINMENT AND AUDIO

---

See pages 23-29  
Domestic plug socket located in row 2 and loadspace  
**Entertainment Pack** – Meridian™ Surround Sound System, CD/ DVD player, 20.32 cm (8) Rear Seat Entertainment, Digital TV, domestic plug socket located in row 2 and loadspace  
**Signature Entertainment Pack** – Meridian™ Signature Sound System, CD/DVD player, 25.4 cm (10) Rear Seat Entertainment, Digital TV, domestic plug socket located in row 2 and loadspace  
**Connect Pro Pack** (see pages 24-26).

---

## SECURITY

---

Intrusion sensor  
Keyless Entry  
Activity Key (see page 41).

---

## ADVANCED DRIVER ASSISTANCE SYSTEMS

---

Surround Camera System (see page 32)  
Head-up Display (see page 23)  
**Drive Pro Pack** (see page 31)  
**Park Pack** (see page 33)  
**Park Pro Pack** (see page 33).

---

## HEADLIGHTS AND LIGHTING

---

See page 39  
**Vision Assist Pack** – Auto High Beam Assist (AHBA), Configurable Ambient Interior Lighting (see page 11), Head-up Display (see page 23), Surround Camera System (see page 32).

---

## TOWING

---

See page 44  
Electrically deployable tow bar  
Advanced Tow Assist (see page 44)  
**Towing Pack** – Tow hitch receiver, electrically deployable tow bar, Advanced Tow Assist, spare wheel, Activity Key (see page 41).





## LAND ROVER GEAR - ACCESSORIES

### EXTERIOR

**Mudflaps – Front**  
**Mudflaps – Rear.**

### EXTERIOR STYLING

**Mirror Covers – Noble Chrome**  
Complements various Dark Atlas and Bright finish exterior trim.

**SVO Design Pack**  
SVO Design Pack provides a purposeful, dynamic and stunning styling enhancement. Exterior features include a unique front bumper, rear bumper with integrated tailpipes, side vents, grille and side sill claddings.

**Deployable Side Steps**  
These smart, practical steps make it easier to get in and out of the vehicle. Neatly stowed under the sills, the side steps automatically deploy as soon as the door is opened, or when activated by the key fob. They stow automatically when the door is closed. The side steps are sensitive to obstructions and will not deploy in off-road or low range settings. Automatic mode can be overridden to allow access to the roof when the doors are closed. The deployable side steps are compatible with front mudflaps and feature a stainless steel finish with laser etched Range Rover branding.

### INTERIOR STYLING

**Sill Treadplates – Personalised, Illuminated, Front, Pair**  
Personalised illuminated treadplates allows you to choose a personalised message using an approved set of fonts/typefaces which will be highlighted in white illumination when the doors are open.

**Sill Treadplates – Illuminated, Vehicle Set**  
Illuminated treadplates with Range Rover script and halo surround. Rear treadplates feature illuminated halo only.

### INTERIOR PROTECTION

**Luggage Partition – Full Height**  
Designed to prevent luggage from entering the passenger compartment. Complies with ECE-17 regulation.

**Loadspace Rubber Mat**  
Range Rover branded waterproof rubber mat protects the loadspace carpet from general dirt in the rear loadspace. Features Bright work accents to increase visual quality and match floor mats.

**Loadspace Liner Tray**  
Semi-rigid waterproof loadspace liner tray with a raised lip on three sides to protect loadspace floor and side wall carpets from dirt or wet equipment. Features Range Rover Bright ingot branding.

**Spare Wheel Bag**

**Pet Pack with Mat**  
Contains full height luggage partition and rubber loadspace mat.

**Pet Pack with Tray**  
Contains full height luggage partition and rigid loadspace tray.

### INTERIOR FUNCTION AND TECHNOLOGY

**iPhone® Connect and Charge Dock**  
When connected, the iPhone's media is accessible and has the ability to be controlled via the integrated infotainment/audio system.

**Wireless Phone Charging Cupholder**  
Fits phones up to 72 mm wide.

**Click and Go – Base**  
The Click and Go range is a multi-purpose seat-back system for second row passengers. The versatile Click and Go Base fixes between the headrest mountings and further attachments can be added to hold tablets, at multiple angles, bags and shirts or jackets. Each attachment is sold separately. The base can be easily removed when not in use.

**Click and Hang**  
This removable coat hanger allows shirts or jackets to be kept creasefree whilst transporting.

**Click and Hook**

**Click and Play – iPad® 2 - 4**

**Click and Play – iPad® Air**

**Click and Play – iPad® Mini**

**Click and Play – Samsung 25.65 cm (10.1)**

**Click and Work**  
This folding table offers the rear passengers a practical surface from which to work. It also has a cupholder and is height and angle adjustable for in-cabin comfort.

**Tailgate event seating in Ebony leather**  
The occasional seat is hand crafted from beautiful Windsor leather with a highly durable aluminium frame. Stowed in the loadspace, these seats can be quickly and easily fitted to provide comfortable seating for two adults on the lower tailgate, when the vehicle is stationary. The seats come complete with a luxury storage bag with soft lining, which also acts as a useful protective mat to prevent the users' clothes coming into contact with the exterior vehicle surfaces when in use.

# TECHNICAL DETAILS

## DIMENSIONS AND CAPABILITIES



Standard Wheelbase (SWB) 2 922 mm



Long Wheelbase (LWB) 3 120 mm

Standard overall length 5 000 mm (Long Wheelbase 5 200 mm)



### Standard Ride Height

With roof rails 1 836 mm (LWB 1 840 mm)  
 With panoramic roof open 1 874 mm (LWB 1 880 mm)  
 With telematics roof antenna 1 869 mm (LWB 1 868 mm)  
 Access height air suspension setting will reduce each of the above by 50 mm

### Headroom

Maximum front headroom with panoramic roof 1 003 mm  
 Rear headroom 1 002 mm (LWB 991 mm)

### Legroom

Maximum front legroom 1 080 mm  
 Maximum rear legroom 1 020 mm (LWB 1 206 mm)

### Loadspace Capacity

Rear seats upright  
 Height 824 mm, Width 1 290 mm  
 Loadspace width between arches 1 120 mm  
 Length at floor 1 101 mm  
 Rear seats forward  
 Height 824 mm, Width 1 290 mm  
 Loadspace width between arches 1 120 mm  
 Loadspace length at floor  
 Behind row 1: 1 982 mm / 2 073 mm (SWB / LWB)  
 Behind row 2: 1 090 mm / 1 013 mm (SWB / LWB)  
 Executive seat reduces length behind row 2 by 80 mm

### Turning Circle

Kerb-to-kerb 12.3 m (LWB 13.1 m)  
 Wall-to-wall 12.7 m (LWB 13.4 m)  
 Turns lock-to-lock 3.03

### Wading Depth

Maximum wading depth 900 mm

Width 2 073 mm mirrors folded  
 Width 2 220 mm mirrors out




Front wheel track 1 692 mm

Height  
 SWB 1 869 mm  
 LWB 1 868 mm



Rear wheel track 1 685 mm



	A	B	C
Ride Height			
Approach Angle	34.7°	28.3° / 26.1°	29.6°
Off-road SWB / LWB	26°	20.1° / 18.3°	24.6°
Standard SWB / LWB			





## TECHNICAL SPECIFICATION AND PERFORMANCE DATA

ENGINE DATA	DIESEL		PETROL		
	TDV6	SDV8	V6 SUPERCHARGED	V8 SUPERCHARGED	
Power (kW)	190	250	250	386	416
Bore (mm)	84	84	84.5	92.5	92.5
Stroke (mm)	90	98.5	89	93	93
Compression ratio (:1)	16	16	10.5	9.5	9.5
<b>BRAKES</b>					
Front type	Ventilated disc	Ventilated disc	Ventilated disc	Ventilated disc	Ventilated disc
Front diameter (mm)	349 mm	380 mm	380 mm	380 mm	380 mm
Rear type	Ventilated disc	Ventilated disc	Ventilated disc	Ventilated disc	Ventilated disc
Rear diameter (mm)	325 mm	365 mm	350 mm	365 mm	365 mm
Park Brake			Electric Park Brake (EPB) integrated into brake caliper		
<b>WEIGHTS (kg)</b>					
Weight from (LWB)	2 249 (2 387)	2 504 (2 592)	2 256 (2 388)	2 383 (2 451)	2 497 (2 606)
Maximum laden weight (LWB)	3 100 (3 170)	3 290 (3 340)	3 070 (3 120)	3 160 (3 200)	3 160 (3 200)
Maximum mass on each axle (front) (LWB)	1 500 (1 550)	1 590 (1 590)	1 500 (1 550)	1 500 (1 550)	1 500 (1 550)
Maximum mass on each axle (rear)	1 775	1 800	1 775	1 775	1 775
<b>TOWING (kg)</b>					
Unbraked trailer	750	750	750	750	750
Maximum towing	3 500	3 500 / 3 400**	3 500	3 500	3 500
Maximum coupling point/nose weight	150	150	150	150	150
Maximum vehicle and trailer combination/Gross Train Weight (LWB)	6 600 (6 670)	6 790 (6 740)	6 570 (6 620)	6 660 (6 700)	6 660 (6 700)
<b>ROOF CARRYING (kg)</b>					
Maximum roof load (including roof rails)	100	100	100	100	100
<b>PERFORMANCE AND FUEL ECONOMY</b>					
Maximum speed (km/h)	209	218	209	225 / 250*	225 / 250*
Time (s) 0-100 km/h (LWB)	8.0 (8.3)	6.9 (7.2)	7.4 (7.8)	5.4 (5.5)	5.4 (5.5)
Fuel tank capacity – usable (l)	86	86	104	104	104
Diesel/Gasoline Particulate Filter (DPF/GPF)	■	■	-	-	-

■ Standard – Not Available.

\*With 55.88 cm (22) wheel. \*\*Vogue SE/Autobiography Long Wheelbase only.

Official EU Test Figures. For comparison purposes only. Real world figures may differ. Low fuel warning at 9 l approximately.

# WORLD OF LAND ROVER

Your Land Rover has been designed and engineered to help you make more of your world. It can take you to places other vehicles simply can't reach in a style that cannot be matched. To celebrate the Land Rover lifestyle, we've put together a range of experiences, publications and Land Rover branded goods. There's a world to explore. Get out there and enjoy it.

## ADVENTURE DRIVES

From the sheer exhilaration of the Arctic ice to the awe-inspiring dunes of Namibia, Land Rover Adventure Drives offer you once-in-a-lifetime experiences that bring the spirit and emotion of our vehicles to life.

Search 'Land Rover Adventure Travel' for full details.

## EXPERIENCE DRIVES

Get behind the wheel of the latest Land Rovers under the expert guidance of our qualified instructors. From Taster Drives to advanced Full Day experiences, there's a wide range available at one of the expanding network of Experience Centres across the world.

Search 'Land Rover Experience' for full details.

## MANUFACTURING TOURS

These behind-the-scenes tours are a unique opportunity to step inside our state-of-the-art manufacturing facilities where the latest Land Rovers are born. This combination of unrivalled craftsmanship and cutting-edge robotics can be seen at either Halewood or Solihull.

Search 'Land Rover Behind the Scenes' for full details.





## BRAND PARTNERSHIPS

Integrity, courage, pride, composure and capability; these are the values Land Rover shares with its partners. Whether the International Federation of Red Cross and Red Crescent Societies (IFRC), Land Rover Ben Ainslie Racing or Virgin Galactic, each one is driven by exceptional people prepared to face extreme challenges and push their capabilities to the very limits.

Search 'Land Rover Partnerships' for full details.

## ONELIFE MAGAZINE

Free twice a year for your first three years as a Land Rover owner, this award-winning magazine features the best in photography, authoritative journalism and expert insights. Onelife takes you right into the heart of exclusive experiences and extraordinary adventures, whilst keeping you up to date with the latest innovations, design and lifestyle choices.

Search 'Land Rover Featured Articles' for full details.

## HUMANITARIAN PARTNERSHIPS

Since 1954, Land Rover have supported the International Federation of Red Cross and Red Crescent Societies in reaching 1 500 lakh people needing aid in 189 National Societies.

Search 'Land Rover Responsibility' for full details.

## LAND ROVER COLLECTION

Our latest range of clothing and luxury leather goods is crafted with the same design excellence and attention to detail as our vehicles. We also have a collection that honours Land Rover's unique heritage and features expedition-inspired gifts and apparel.

Search 'Land Rover Collection' for full details or visit your local Land Rover Retailer.





# YOUR PEACE OF MIND

## CUSTOMER SERVICE

When you bring your Land Rover to us, we use cutting-edge diagnostic equipment to assess all your vehicle's mechanical and electronic systems. Our qualified Technicians use tools specifically designed for our vehicles and only fit genuine Land Rover parts and Gear accessories. A choice of service plans are available which, together with Roadside Assistance, ensures complete peace of mind.

**For further details contact your local Land Rover Retailer or search 'Land Rover Ownership'.**

## LAND ROVER ROADSIDE ASSISTANCE

Land Rover Assistance provides assistance in motoring emergencies, from immobilisation due to breakdown or accident to minor problems such as punctures. You can rely on our roadside assistance, whatever the situation, wherever you happen to be.

**For further details please consult your Warranty Benefits handbook, contact your nearest Land Rover Approved Service Centre or search 'Land Rover Roadside Assistance'.**

## LAND ROVER FINANCIAL SERVICES

Getting the keys to your very own Land Rover has never been so simple. And it's more affordable than you might think. New or used, for personal or business use, we have an option that puts you in complete control.

**For further details contact your local Land Rover Retailer or search 'Land Rover Finance'.**

## FLEET & BUSINESS

Land Rover is dedicated to being the premium manufacturer of choice for fleets and businesses, by providing a highly attractive range of vehicles and exemplary customer service. Distinctive, capable and versatile, all Land Rover vehicles deliver low Total Cost of Ownership through strong residual values, competitive service, maintenance and repair costs, and impressive fuel economy and CO<sub>2</sub> emissions.

We are also committed to providing a totally customer-focused aftersales service, which will ensure every Land Rover vehicle is kept on the road and in top condition, in the easiest and most cost-efficient way for businesses.

**Search 'Land Rover Fleet and Business' for full details.**

**IMPORTANT NOTICE:** Jaguar Land Rover Limited is constantly seeking ways to improve the specification, design and production of its vehicles and alterations take place continually. Whilst every effort is made to produce up-to-date literature, this brochure should not be regarded as an infallible guide to current specifications, nor does it constitute an offer for the sale of any particular vehicle. Distributors and Retailers are not agents of Jaguar Land Rover Limited by any express or implied undertaking or representation.

The colours reproduced here are subject to the limitations of the printing process and may therefore vary slightly from the actual vehicle. The company reserves the right to alter or withdraw any colour finish without notice. Some of these colours may not be obtainable in your country. Please check availability of colours and current specifications with your Land Rover Retailer. Distributors and retailers are not agents of Jaguar Land Rover Limited and have absolutely no authority to bind Jaguar Land Rover Limited to any express or implied undertaking or representation.

Castrol EDGE Professional exclusively recommended by Land Rover.

Vehicle shown is Autobiography in Byron Blue with optional features fitted (market dependent).

## Jaguar Land Rover India Limited

3rd Floor, Nanavati Mahalaya,  
18 Homi Mody Street,  
Mumbai – 400 001 India

landrover.in

1L405182000BINEN01P

